

BLAST OFF to 1st Grade Math

Kindergarten to 1st Grade Transition Math Workbook

ANSWER KEY

Thank you for downloading! This is the answer key to accompany the workbook **Blast off to 1st Grade Math**. We hope this will be a great resource for your child to reinforce kindergarten grade math and build the skills needed for success in 1st grade.



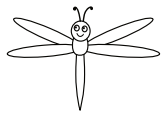









If you have any further questions, please email us at hello@edventurelearning.com.

You can find us on social media @edventurelearning.



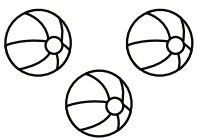



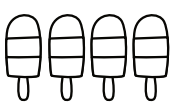



© 2023 by EDventure Learning LLC. All rights reserved.
You may print this document for personal or classroom use only.







Count the bugs. Color in the correct number of boxes.

















Count the objects in each group and circle the correct number.

	1 2 3		5 6 8
	2 3 5		0 1 2
	6 8 9		4 5 6
	4 5 7		7 8 10

Count the spots on each ladybug and write the number on the lines.

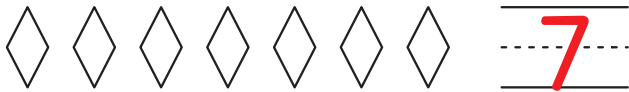
	<u> </u> 3 <u> </u>		<u> </u> 2 <u> </u>
	<u> </u> 4 <u> </u>		<u> </u> 6 <u> </u>
	<u> </u> 8 <u> </u>		<u> </u> 5 <u> </u>

Read the number on each fish and draw that number of bubbles.


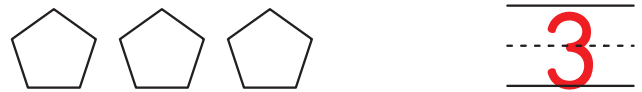
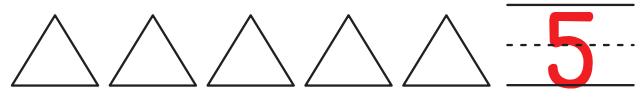
12 Numbers Up to 10

Count the shapes. Write the number on the lines.



Numbers Up to 10 13

Count the shapes. Write the number on the lines.



14 Numbers Up to 10

Color the given number of each object.

6	
4	
8	
5	

Numbers Up to 10 15

Trace each number and color in that number of spaces in each ten frame.

3	
9	
7	
10	

18

Numbers Up to 20

Count the balls. Color in the correct number of boxes in the ten frames.

Numbers Up to 20

19

Count the pieces of fruit in each group and circle the correct number.

	10 11 12
	16 18 20
	15 17 19
	13 14 15

20

Numbers Up to 10

Count the shapes. Write the number on the lines.

	<u> 12 </u>
	<u> 16 </u>
	<u> 14 </u>
	<u> 11 </u>
	<u> 19 </u>

Numbers Up to 10

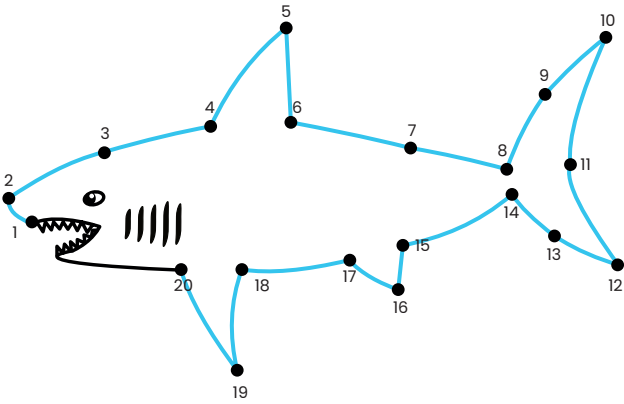
21

Count the shapes. Write the number on the lines.

	<u> 18 </u>
	<u> 15 </u>
	<u> 20 </u>
	<u> 17 </u>
	<u> 13 </u>

22 Numbers Up to 20


Connect the dots in order 1-20 to complete the outline. Then color the picture.



Numbers Up to 20

23

Count on and fill in the numbers that come next in each series.



32 Numbers Up to 100


Fill in the missing numbers from 1 to 100.

1	2	3	4	5	6	7	8	9	10
11	12	13	14	15	16	17	18	19	20
21	22	23	24	25	26	27	28	29	30
31	32	33	34	35	36	37	38	39	40
41	42	43	44	45	46	47	48	49	50
51	52	53	54	55	56	57	58	59	60
61	62	63	64	65	66	67	68	69	70
71	72	73	74	75	76	77	78	79	80
81	82	83	84	85	86	87	88	89	90
91	92	93	94	95	96	97	98	99	100

Numbers Up to 100

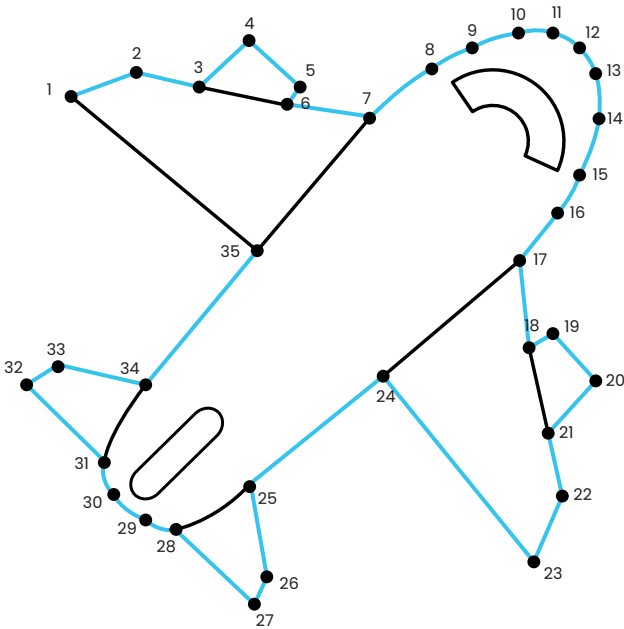
33

Count on and fill in the numbers that come next in each series.



34 Numbers Up to 100

Connect the dots in order 1-35 to complete the outline. Then color the picture.



Numbers Up to 100 35

Starting at 1, color the numbers 1-50 in order to make a path out of the maze.

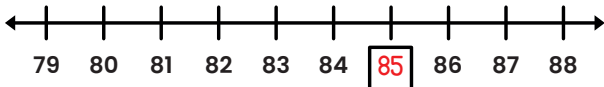
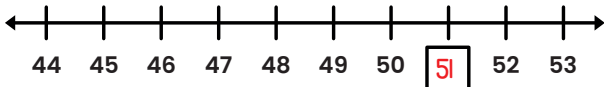
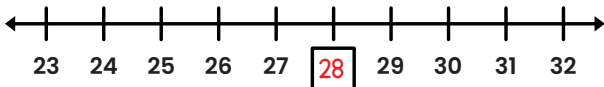
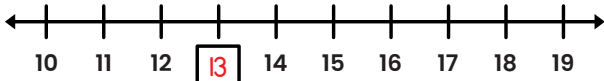
START

↓	19	4	5	6	7	11	33	47	5
1	2	3	22	31	8	35	28	29	30
8	25	20	11	10	9	13	27	39	31
15	14	13	12	32	4	25	26	18	32
16	29	34	7	22	23	24	46	42	33
17	18	19	20	21	37	10	17	2	34
3	41	38	27	14	45	23	44	40	35
16	24	9	44	43	42	49	38	37	36
50	49	15	45	6	41	40	39	26	21
↓	48	47	46	36	12	28	43	1	30

FINISH

36 Numbers Up to 100

Fill in the missing number on each number line.



Numbers Up to 100 37

There are 32 shells inside the bucket and several more outside the bucket. Count forward from 32 to find the total number of shells. Write the answer on the line.



39

There are 68 pieces of popcorn inside the container and several more outside the container. Count forward from 68 to find the total number of pieces of popcorn. Write the answer on the line.






73

38

Skip Counting

Skip count by twos to find the number of shoes in each group. Write the number on the lines.

	<u>8</u>
	<u>10</u>
	<u>12</u>

Skip Counting

39




Fill in the missing numbers to count by twos.

2	4	6	8	10
12	14	16	18	20
22	24	26	28	30
32	34	36	38	40
42	44	46	48	50

40

Skip Counting

Skip count by fives to find the total number of balloons. Write the number on the lines.

	<u>15</u>
	<u>20</u>
	<u>10</u>

Skip Counting

41

Fill in the missing numbers to count by fives.

5	10	15	20
25	30	35	40
45	50	55	60
65	70	75	80
85	90	95	100

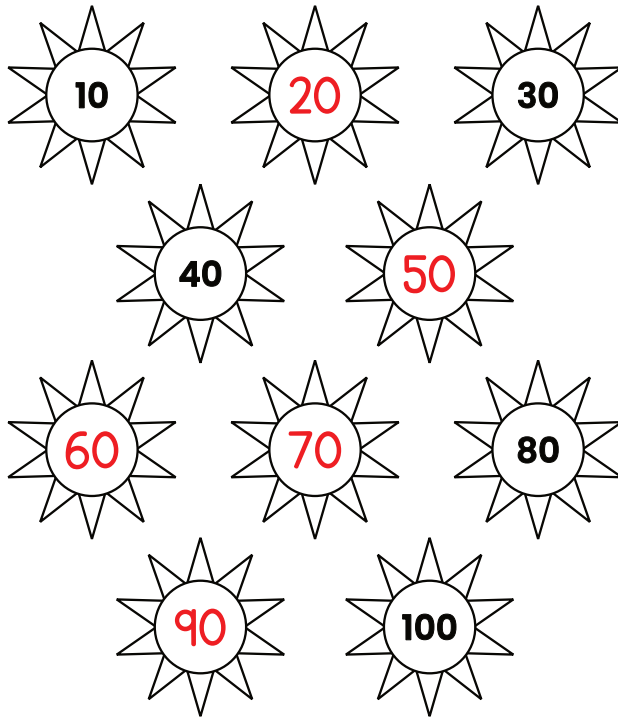
42 Skip Counting

Color the number 10. Count by tens to 100. Color each number as you say it.

1	2	3	4	5	6	7	8	9	10
11	12	13	14	15	16	17	18	19	20
21	22	23	24	25	26	27	28	29	30
31	32	33	34	35	36	37	38	39	40
41	42	43	44	45	46	47	48	49	50
51	52	53	54	55	56	57	58	59	60
61	62	63	64	65	66	67	68	69	70
71	72	73	74	75	76	77	78	79	80
81	82	83	84	85	86	87	88	89	90
91	92	93	94	95	96	97	98	99	100

Skip Counting 43

Write the missing numbers in the empty suns to count by tens.



44 Place Value

Draw circles in the ten frames to show each number.

14

●	●	●	●	●		
●	●	●	●	●		

11

●	●	●	●	●		
●	●	●	●	●		

16

●	●	●	●	●		
●	●	●	●	●		

19

●	●	●	●	●		
●	●	●	●	●		

13

●	●	●	●	●		
●	●	●	●	●		

Place Value 45

In each number shown, color the digit in the tens place BLUE and the digit in the ones place GREEN. Then, color in the number cubes below each number with the same colors.

12

■	■	■	■	■	■	■
---	---	---	---	---	---	---

18

■	■	■	■	■	■	■
---	---	---	---	---	---	---

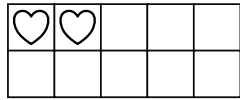

19

■	■	■	■	■	■	■
---	---	---	---	---	---	---



11

■	■	■	■	■	■	■
---	---	---	---	---	---	---

Find the number of object in each set of ten frames and write it in the box.





12



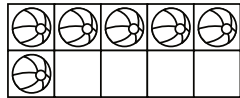
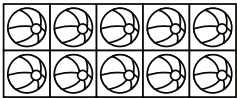
18



15

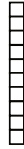


14

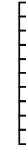


16

Use the number of tens and ones to find the total number.



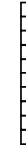
$$1 \text{ ten} + 3 \text{ ones} = 13$$



$$1 \text{ ten} + 6 \text{ ones} = 16$$




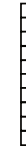
$$1 \text{ ten} + 5 \text{ ones} = 15$$



$$1 \text{ ten} + 4 \text{ ones} = 14$$




$$1 \text{ ten} + 2 \text{ ones} = 12$$



$$1 \text{ ten} + 8 \text{ ones} = 18$$

In each pair, color the number that is **GREATER**.



13

20

17

19

11

9

1

3

17

12

5

2

14

18

6

4



Draw a line to connect a ball of one type to a ball of the other type. Write the number of each type of ball on the lines. Circle the **LARGER** number.



4



5



5



3



6



7






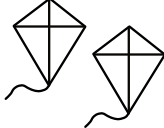




8



















7









Count the objects in each group. Write the number on the line. Circle the **LARGER** number in each pair.

 <u>6</u>	 <u>8</u>
 <u>10</u>	 <u>4</u>
 <u>3</u>	 <u>2</u>
 <u>5</u>	 <u>7</u>





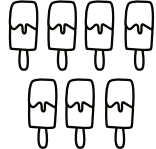



In each pair, color the number that is **LESS**.

Draw a line to connect a piece of one type of food to a piece of the other type. Write the number of each type of food on the lines. Circle the **SMALLER** number.


	<u>6</u>
	<u>5</u>
	<u>5</u>
	<u>4</u>
	<u>6</u>
	<u>8</u>
	<u>4</u>
	<u>7</u>

Count the objects in each group. Write the number on the line. Circle the **SMALLER** number in each pair.

	<u>9</u>		<u>6</u>
	<u>3</u>		<u>4</u>
	<u>7</u>		<u>8</u>
	<u>5</u>		<u>1</u>

Color the crayons red and blue as directed. Then write the total number of crayons in the box.

Color 1 red and 4 blue.



$$1 + 4 = \boxed{5}$$

Total
5


Color 2 red and 1 blue.



$$2 + 1 = \boxed{3}$$

Total
3


Color 5 red and 2 blue.



$$5 + 2 = \boxed{7}$$

Total
7

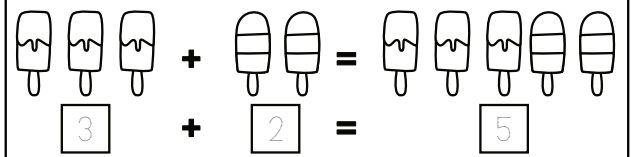
Color 4 red and 0 blue.



$$4 + 0 = \boxed{4}$$

Total
4

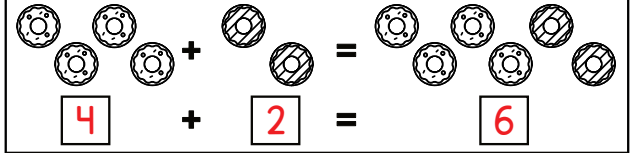
Count the number of treats in each group and write the number in the box below. Then, add to find the total and complete the equation.



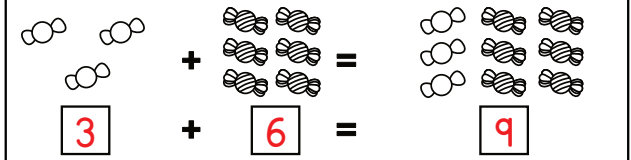
$$\boxed{3} + \boxed{2} = \boxed{5}$$



$$\boxed{4} + \boxed{3} = \boxed{7}$$



$$\boxed{4} + \boxed{2} = \boxed{6}$$



$$\boxed{3} + \boxed{6} = \boxed{9}$$

In each set, color some of the objects with one color and the rest with another color. Fill in the equation with the correct numbers to show how you made five. Use a different pair of numbers for each set.

Answers may vary




$$\underline{4} + \underline{1} = 5$$



$$\underline{2} + \underline{3} = 5$$




$$\underline{3} + \underline{2} = 5$$




$$\underline{5} + \underline{0} = 5$$


Draw more seeds on each watermelon to make a total of 10. Write the number on the line to complete the equation.




$$4 + \underline{6} = 10$$



$$6 + \underline{4} = 10$$




$$7 + \underline{3} = 10$$



$$5 + \underline{5} = 10$$



$$3 + \underline{7} = 10$$



$$2 + \underline{8} = 10$$

Count the dots and write the number next to the domino. Then, add to find the total number of dots on each domino.

$$\begin{array}{r} \text{Domino with 5 dots} \\ + \text{Domino with 4 dots} \\ \hline 9 \end{array}$$

$$\begin{array}{r} \text{Domino with 3 dots} \\ + \text{Domino with 2 dots} \\ \hline 5 \end{array}$$

$$\begin{array}{r} \text{Domino with 1 dot} \\ + \text{Domino with 2 dots} \\ \hline 3 \end{array}$$

$$\begin{array}{r} \text{Domino with 4 dots} \\ + \text{Domino with 3 dots} \\ \hline 7 \end{array}$$

$$\begin{array}{r} \text{Domino with 5 dots} \\ + \text{Domino with 2 dots} \\ \hline 7 \end{array}$$

$$\begin{array}{r} \text{Domino with 2 dots} \\ + \text{Domino with 6 dots} \\ \hline 8 \end{array}$$

$$\begin{array}{r} \text{Domino with 1 dot} \\ + \text{Domino with 4 dots} \\ \hline 5 \end{array}$$

$$\begin{array}{r} \text{Domino with 6 dots} \\ + \text{Domino with 4 dots} \\ \hline 10 \end{array}$$

$$\begin{array}{r} \text{Domino with 3 dots} \\ + \text{Domino with 5 dots} \\ \hline 8 \end{array}$$

$$\begin{array}{r} \text{Domino with 5 dots} \\ + \text{Domino with 5 dots} \\ \hline 10 \end{array}$$

$$\begin{array}{r} \text{Domino with 4 dots} \\ + \text{Domino with 4 dots} \\ \hline 8 \end{array}$$

$$\begin{array}{r} \text{Domino with 5 dots} \\ + \text{Domino with 6 dots} \\ \hline 11 \end{array}$$

Draw a picture to help you solve each addition equation.

$$3 + 2 = \underline{5}$$




$$1 + 2 = \underline{3}$$



$$4 + 3 = \underline{7}$$



$$7 + 1 = \underline{8}$$



$$2 + 4 = \underline{6}$$




$$5 + 3 = \underline{8}$$




Read each word problem. Draw a picture in the box, then fill in the numbers to complete the equation.

Tina picks 3 red apples and 4 green apples. How many apples does she pick all together?




$$3 + 4 = 7$$

Ben has 2 green toy cars and 4 blue toy cars. How many toy cars does he have in all?



$$2 + 4 = 6$$

Mia has 3 brothers and 1 sister. How many brothers and sisters does she have?



$$3 + 1 = 4$$

Find each sum.

$$\begin{array}{r} 5 \\ + 3 \\ \hline 8 \end{array}$$

$$\begin{array}{r} 1 \\ + 2 \\ \hline 3 \end{array}$$

$$\begin{array}{r} 2 \\ + 3 \\ \hline 5 \end{array}$$

$$\begin{array}{r} 5 \\ + 4 \\ \hline 9 \end{array}$$

$$\begin{array}{r} 5 \\ + 5 \\ \hline 10 \end{array}$$

$$\begin{array}{r} 2 \\ + 7 \\ \hline 9 \end{array}$$

$$\begin{array}{r} 6 \\ + 4 \\ \hline 10 \end{array}$$

$$\begin{array}{r} 3 \\ + 3 \\ \hline 6 \end{array}$$

$$\begin{array}{r} 2 \\ + 4 \\ \hline 6 \end{array}$$

$$\begin{array}{r} 4 \\ + 1 \\ \hline 5 \end{array}$$

$$\begin{array}{r} 3 \\ + 4 \\ \hline 7 \end{array}$$

$$\begin{array}{r} 5 \\ + 1 \\ \hline 6 \end{array}$$

$$\begin{array}{r} 1 \\ + 9 \\ \hline 10 \end{array}$$

$$\begin{array}{r} 6 \\ + 3 \\ \hline 9 \end{array}$$

$$\begin{array}{r} 6 \\ + 1 \\ \hline 7 \end{array}$$

$$\begin{array}{r} 2 \\ + 6 \\ \hline 8 \end{array}$$




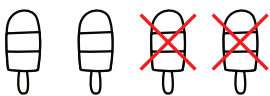

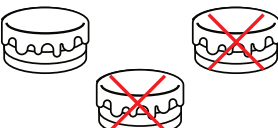
$$\begin{array}{r} 8 \\ + 2 \\ \hline 10 \end{array}$$

$$\begin{array}{r} 1 \\ + 7 \\ \hline 8 \end{array}$$







$$\begin{array}{r} 3 \\ + 7 \\ \hline 10 \end{array}$$

$$\begin{array}{r} 8 \\ + 1 \\ \hline 9 \end{array}$$



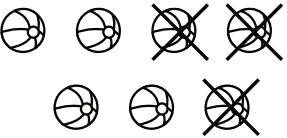



For each subtraction equation, cross out the correct number of objects. Then finish the equation by writing how many objects are left.

 $5 - 1 = \underline{4}$	 $8 - 5 = \underline{3}$
 $10 - 8 = \underline{2}$	 $4 - 2 = \underline{2}$
 $6 - 3 = \underline{3}$	 $3 - 2 = \underline{1}$


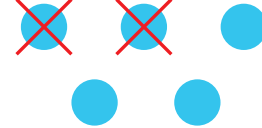




Each birthday cake below has some of its candles blown out. Fill in each subtraction equation to show how many candles have been blown out and how many are still lit.

 $5 - \underline{3} = \underline{2}$	 $4 - \underline{1} = \underline{3}$
 $6 - \underline{4} = \underline{2}$	 $3 - \underline{2} = \underline{1}$
 $7 - \underline{4} = \underline{3}$	 $2 - \underline{1} = \underline{1}$

Complete each subtraction equation using the pictures shown.


 $\boxed{5} - \boxed{2} = \boxed{3}$	 $\boxed{3} - \boxed{1} = \boxed{2}$
 $\boxed{7} - \boxed{3} = \boxed{4}$	 $\boxed{5} - \boxed{4} = \boxed{1}$
 $\boxed{4} - \boxed{2} = \boxed{2}$	 $\boxed{6} - \boxed{3} = \boxed{3}$

Draw a picture to help you solve each subtraction equation.

$3 - 2 = \underline{1}$ 	$5 - 2 = \underline{3}$ 
$4 - 3 = \underline{1}$ 	$7 - 1 = \underline{6}$ 
$6 - 4 = \underline{2}$ 	$8 - 3 = \underline{5}$ 


Read each word problem. Draw a picture in the box, then fill in the numbers to complete the equation.

Luca has 3 cookies. He gives 1 to his friend. How many cookies does he have left?



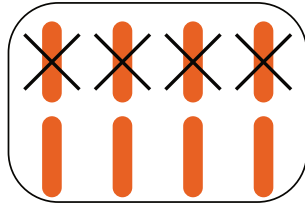
$$\underline{3} - \underline{1} = \underline{2}$$

Ava has 6 lit candles on her birthday cake. She blows out 3 candles. How many candles are still lit?



$$\underline{6} - \underline{3} = \underline{3}$$

Carlos has 8 carrot sticks. He eats 4 of them. How many carrot sticks are left?



$$\underline{8} - \underline{4} = \underline{4}$$

Find each difference.

$$\begin{array}{r} 5 \\ - 3 \\ \hline 2 \end{array} \quad \begin{array}{r} 10 \\ - 1 \\ \hline 9 \end{array} \quad \begin{array}{r} 8 \\ - 3 \\ \hline 5 \end{array} \quad \begin{array}{r} 6 \\ - 5 \\ \hline 1 \end{array} \quad \begin{array}{r} 4 \\ - 2 \\ \hline 2 \end{array}$$

$$\begin{array}{r} 9 \\ - 2 \\ \hline 7 \end{array} \quad \begin{array}{r} 7 \\ - 4 \\ \hline 3 \end{array} \quad \begin{array}{r} 5 \\ - 1 \\ \hline 4 \end{array} \quad \begin{array}{r} 3 \\ - 2 \\ \hline 1 \end{array} \quad \begin{array}{r} 2 \\ - 1 \\ \hline 1 \end{array}$$

$$\begin{array}{r} 3 \\ - 1 \\ \hline 2 \end{array} \quad \begin{array}{r} 6 \\ - 4 \\ \hline 2 \end{array} \quad \begin{array}{r} 9 \\ - 7 \\ \hline 2 \end{array} \quad \begin{array}{r} 10 \\ - 3 \\ \hline 7 \end{array} \quad \begin{array}{r} 4 \\ - 1 \\ \hline 3 \end{array}$$

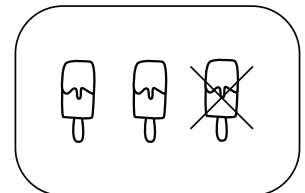
$$\begin{array}{r} 5 \\ - 3 \\ \hline 2 \end{array} \quad \begin{array}{r} 7 \\ - 2 \\ \hline 5 \end{array} \quad \begin{array}{r} 9 \\ - 6 \\ \hline 3 \end{array} \quad \begin{array}{r} 10 \\ - 5 \\ \hline 5 \end{array} \quad \begin{array}{r} 8 \\ - 4 \\ \hline 4 \end{array}$$

The numbers in the apples add up to the number in the tree. Fill in the missing numbers.


<p>8</p> <p>3</p> <p>5</p>	<p>7</p> <p>3</p> <p>4</p>
<p>5</p> <p>1</p> <p>4</p>	<p>3</p> <p>2</p> <p>1</p>
<p>6</p> <p>3</p> <p>3</p>	<p>9</p> <p>5</p> <p>4</p>

Choose the equation in each group that best represents the picture.

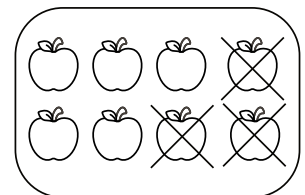
- $3 - 1 = 2$
- $3 + 1 = 4$
- $2 - 1 = 1$



- $6 - 4 = 2$
- $4 + 6 = 10$
- $4 + 5 = 9$




- $4 - 3 = 1$
- $3 + 2 = 5$
- $8 - 3 = 5$




Read each word problem. Draw a picture in the box, then fill in the numbers to complete the equation.

There were 4 children on the playground. Then, 1 child went home. How many children were left on the playground?




$$4 - 1 = 3$$

Anna has 3 balls. Maddie has 2 balls. How many balls do they have all together?



$$3 + 2 = 5$$

Dante picked 5 flowers. Maya picked 2 flowers. How many flowers did they pick in all?



$$5 + 2 = 7$$

Find each sum or difference.

$$\begin{array}{r} 4 \\ - 3 \\ \hline 1 \end{array} \quad \begin{array}{r} 1 \\ + 1 \\ \hline 2 \end{array} \quad \begin{array}{r} 5 \\ - 3 \\ \hline 2 \end{array} \quad \begin{array}{r} 1 \\ + 2 \\ \hline 3 \end{array} \quad \begin{array}{r} 4 \\ - 2 \\ \hline 2 \end{array}$$

$$\begin{array}{r} 5 \\ - 1 \\ \hline 4 \end{array} \quad \begin{array}{r} 2 \\ + 0 \\ \hline 2 \end{array} \quad \begin{array}{r} 4 \\ - 1 \\ \hline 3 \end{array} \quad \begin{array}{r} 3 \\ + 2 \\ \hline 5 \end{array} \quad \begin{array}{r} 3 \\ - 1 \\ \hline 2 \end{array}$$

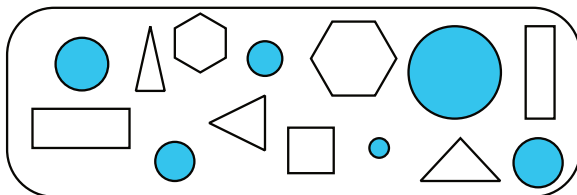
$$\begin{array}{r} 5 \\ - 4 \\ \hline 1 \end{array} \quad \begin{array}{r} 3 \\ + 1 \\ \hline 4 \end{array} \quad \begin{array}{r} 5 \\ - 2 \\ \hline 3 \end{array} \quad \begin{array}{r} 1 \\ + 4 \\ \hline 5 \end{array} \quad \begin{array}{r} 3 \\ - 2 \\ \hline 1 \end{array}$$

$$\begin{array}{r} 3 \\ - 1 \\ \hline 2 \end{array} \quad \begin{array}{r} 2 \\ + 1 \\ \hline 3 \end{array} \quad \begin{array}{r} 2 \\ - 1 \\ \hline 1 \end{array} \quad \begin{array}{r} 2 \\ + 2 \\ \hline 4 \end{array} \quad \begin{array}{r} 5 \\ - 5 \\ \hline 0 \end{array}$$


Trace the circles.



Find and color the circles.



Draw 3 circles below.

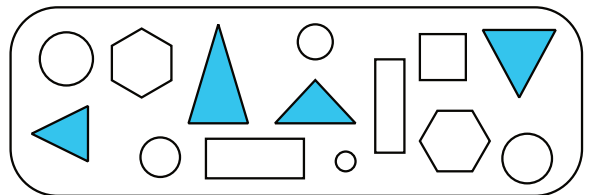


Circles have 0 corners.

Trace the triangles.



Find and color the triangles.



Draw 3 triangles below.

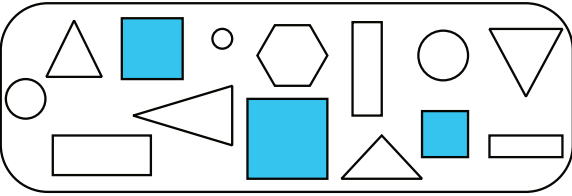


Triangles have 3 sides and corners.


Trace the squares.



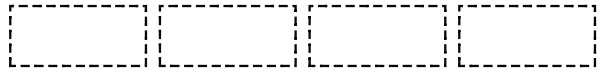
Find and color the squares.



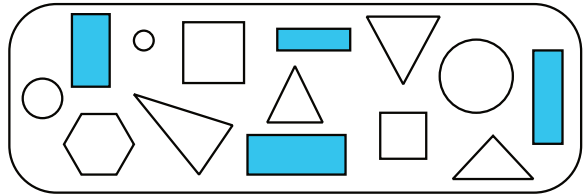
Draw 3 squares below.

Squares have 4 sides and corners.

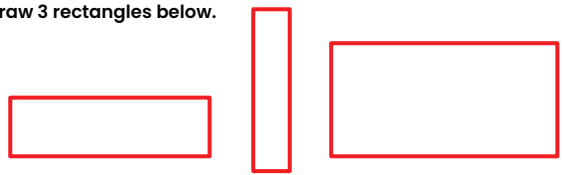
Trace the rectangles.



Find and color the rectangles.



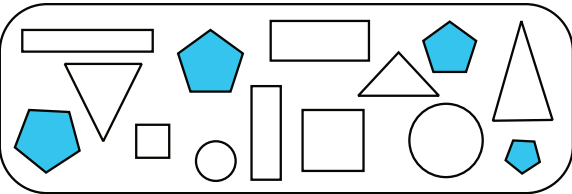
Draw 3 rectangles below.

Rectangles have 4 sides and corners.

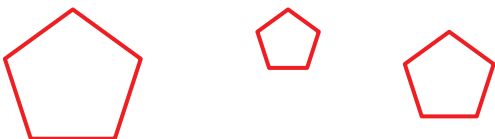
Trace the pentagons.



Find and color the pentagons.



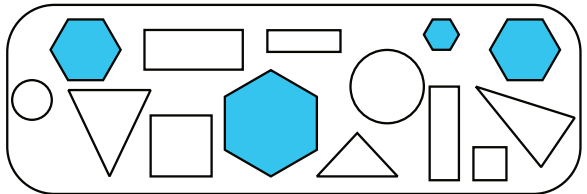
Draw 3 pentagons below.

Pentagons have 5 sides and corners.

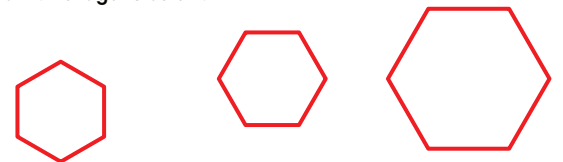
Trace the hexagons.



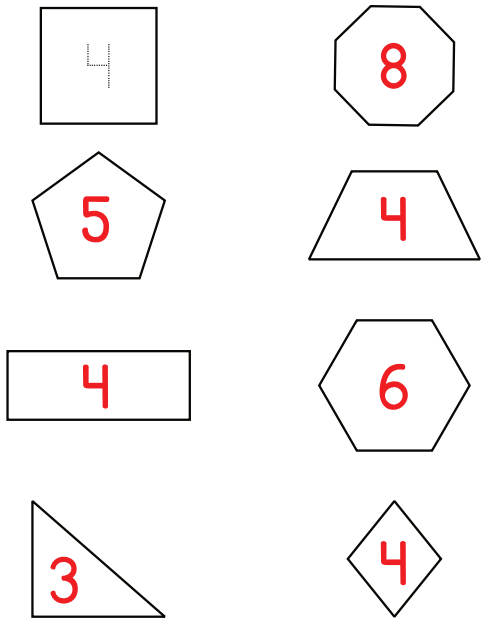
Find and color the hexagons.



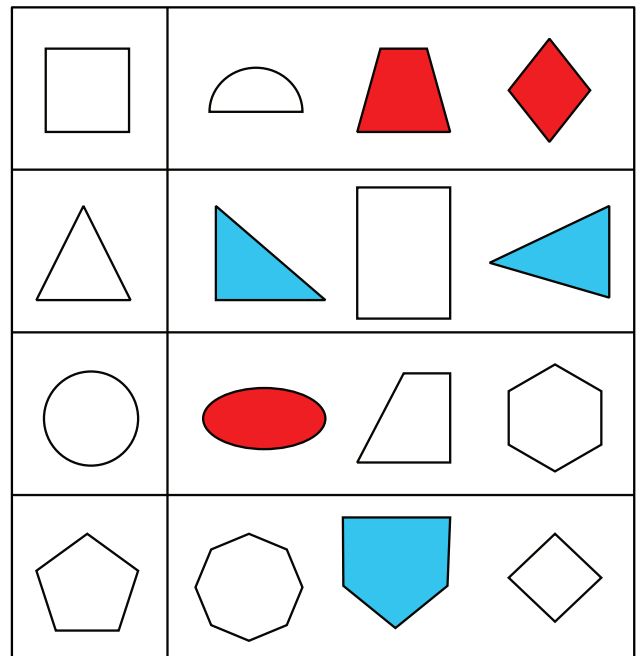
Draw 3 hexagons below.

Hexagons have 6 sides and corners.

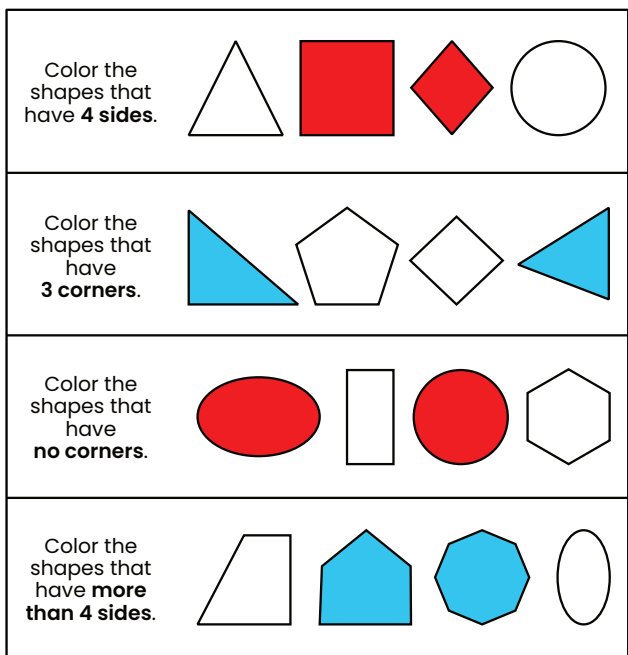
Write the number of sides each shape has inside the shape.



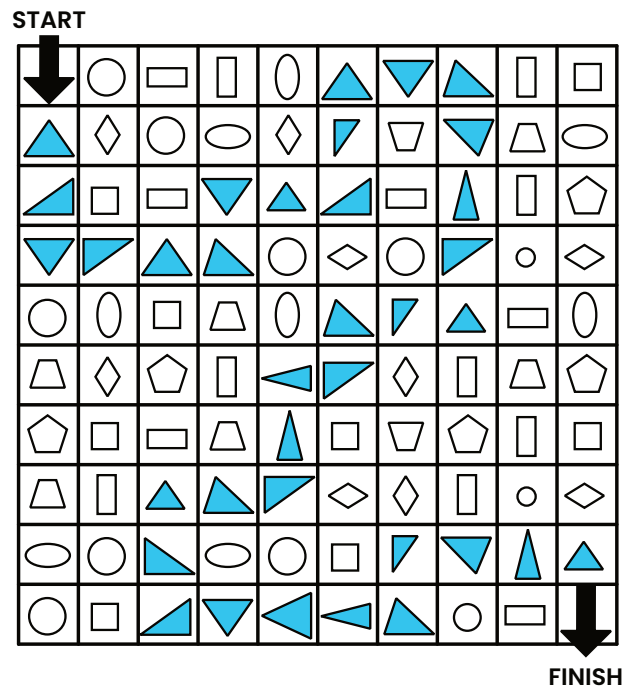
Color the shapes that have the same number of sides as the first shape in each row.



Color the shapes that match the description in each row.



Color all the **TRIANGLES** to make a path from start to finish.



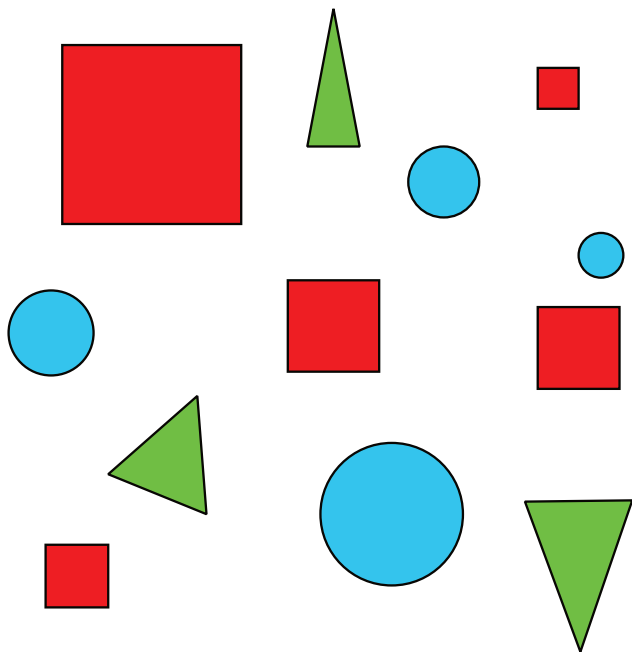
Color each SQUARE RED




Color each CIRCLE BLUE



Color each TRIANGLE GREEN

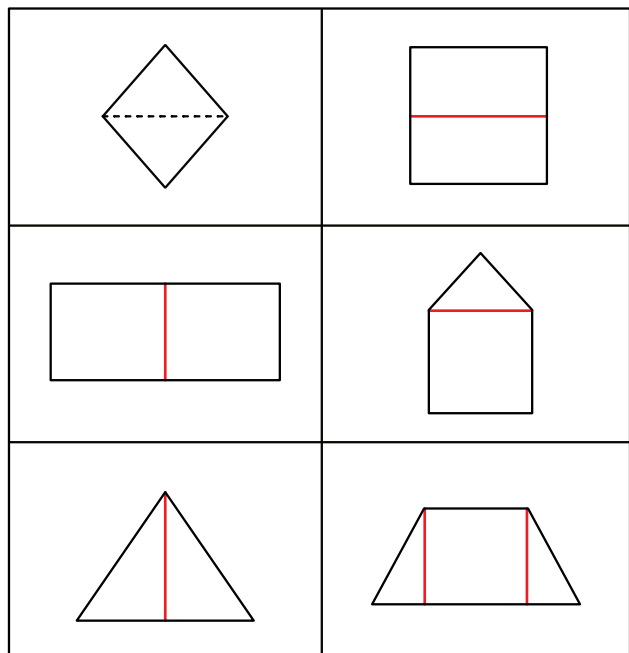


Color the pictures that match the first shape in each row.



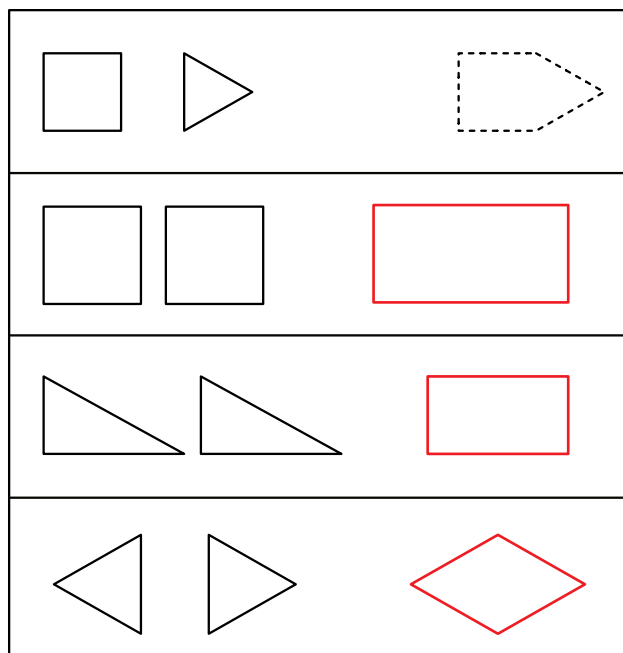
Draw lines to create smaller shapes inside each shape shown.

Answers may vary

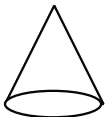
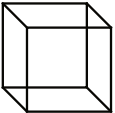
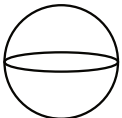
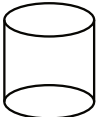


Use the two shapes shown to create a new, larger shape.

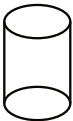

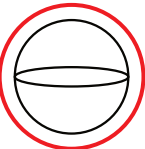

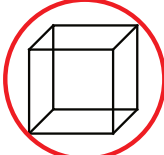


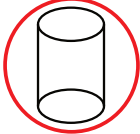
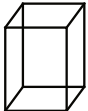
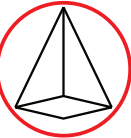
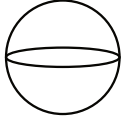
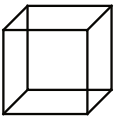
Answers may vary




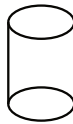
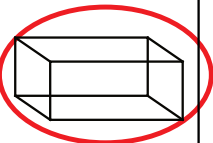
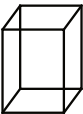
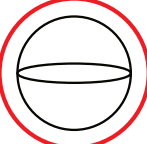
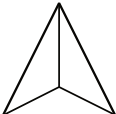
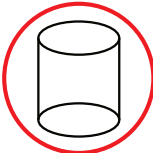
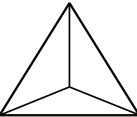
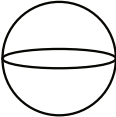
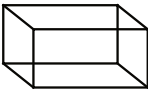

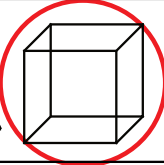
Fill in the circle to show the correct name of each solid (3-D) shape shown.

	<input type="radio"/> cube <input checked="" type="radio"/> cone <input type="radio"/> pyramid
	<input type="radio"/> sphere <input type="radio"/> cylinder <input checked="" type="radio"/> cube
	<input type="radio"/> cone <input checked="" type="radio"/> sphere <input type="radio"/> cube
	<input checked="" type="radio"/> cylinder <input type="radio"/> pyramid <input type="radio"/> sphere

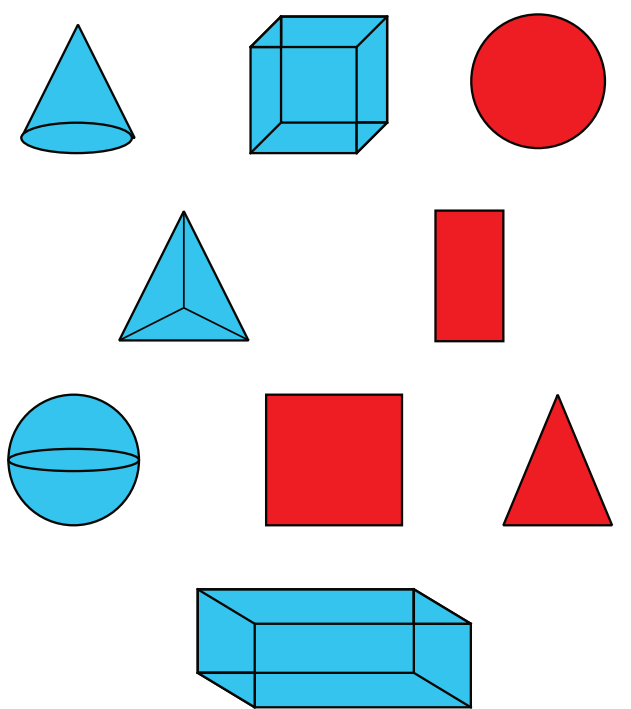
Circle the correct 3-D shape in each group.

Which shape is a sphere ?	  
Which shape is a cube ?	  
Which shape is a cylinder ?	  
Which shape is a pyramid ?	  


Circle the solid (3-D) shape that matches the description in each row.

Circle the solid figure that has only flat surfaces .	  
Circle the solid figure that has only curved surfaces .	  
Circle the solid figure that has both flat and curved surfaces .	  
Circle the solid figure that has only flat surfaces that are all the same size .	  


Color the flat (2-D) shapes **RED** and the solid (3-D) shapes **BLUE**.



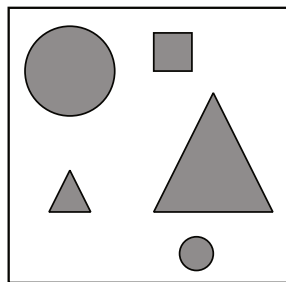
Color the object in each pair that is **BIGGER**.



In each pair, color the object that is **LONGER**.



In each box are several shapes. Some are big and some are small. Count how many shapes are big and how many are small.

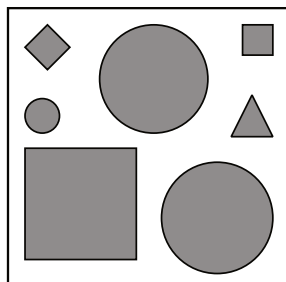


How many shapes are **BIG**?

2 shapes

How many shapes are **SMALL**?

3 shapes




How many shapes are **BIG**?

3 shapes


How many shapes are **SMALL**?

4 shapes

In each pair, color the object that is **SHORTER**.



Answer each question about the shapes pictured below.

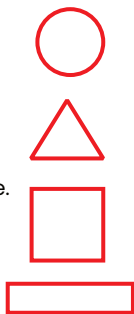


Draw the shape that is **ABOVE** the tree.

Draw the shape that is **BELOW** the tree.

Draw the shape that is **NEXT TO** the tree.

Draw the shape that is **BEHIND** the tree.



Write or draw the correct shape to complete each sentence.

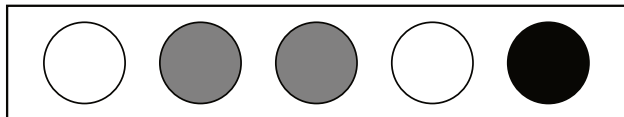
The circle is **behind** the rectangle. The rectangle is **in front of** the circle.










The square is **below** the triangle. The triangle is **above** the square.

The diamond is **to the left of** the oval. The oval is **to the right of** the diamond.


The hexagon is **over** the triangle. The triangle is **under** the hexagon.

There are 5 circles in the box below. Count the number of circles of each color. Draw the correct number of circles in each column, then write the number at the bottom.







 How many white?	 How many gray?	 How many black?
 	 	 
<u>2</u> circles	<u>2</u> circles	<u>1</u> circles

Count the number of each object shown and write the number in each box.

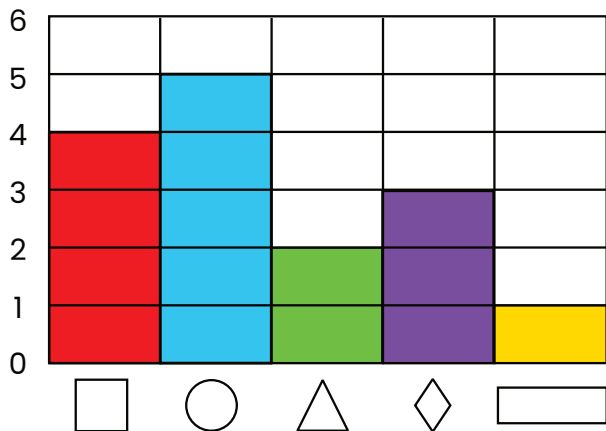



How many?

<u>4</u>		<u>5</u>	
<u>2</u>		<u>6</u>	

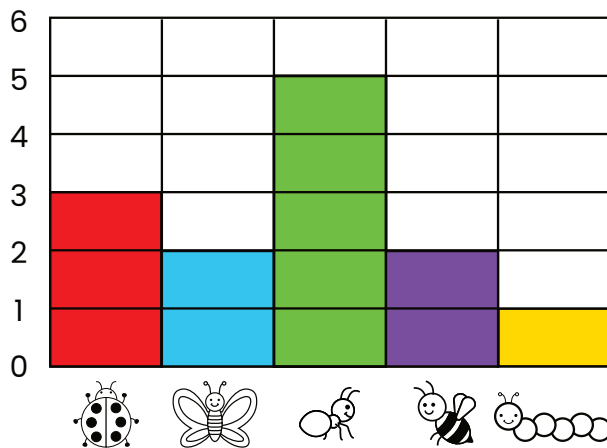
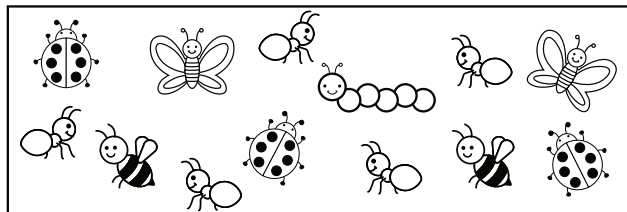
104 Sorting and Classifying

Count the number of each shape. Graph these numbers by coloring in the correct number of boxes for each shape.




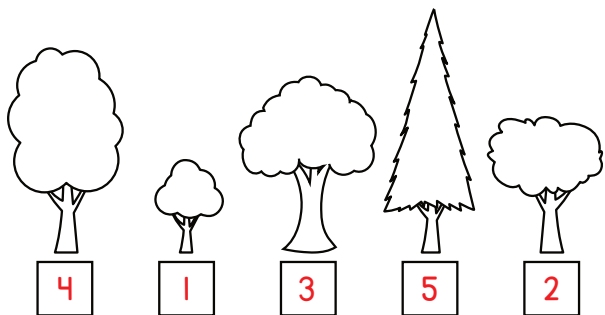
105 Sorting and Classifying

Count the number of each type of bug. Graph these numbers by coloring in the correct number of boxes for each bug.




106 Ordering

In each group, number the objects from shortest (1) to tallest (5).



107 Ordering

Kate found snails in her garden. The picture below shows the snails in a line, in order by number. Answer each question about the snails.



Kate named the snails in her garden. Sookie is number 2. Coco is number 4. Ed is in line before Coco and after Sookie. What number is Ed?



If Kate found another snail and added it to the end of the line, what number would that snail be? Write the number in the box.

