

BLAST OFF to 3rd Grade Math

2nd to 3rd Grade Transition Math Workbook

ANSWER KEY

Thank you for downloading! This is the answer key to accompany the workbook **Blast off to 3rd Grade Math**. We hope this will be a great resource for your child to reinforce 2nd grade math and build the skills needed for success in 3rd grade.

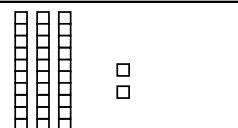
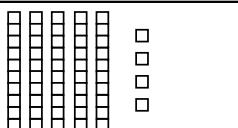
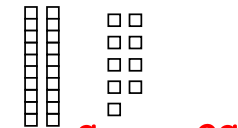
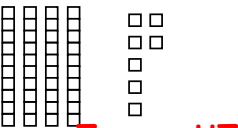
If you have any further questions, please email us at hello@edventurelearning.com.

You can find us on social media @edventurelearning.



© 2023 by EDventure Learning LLC. All rights reserved.
You may print this document for personal or classroom use only.

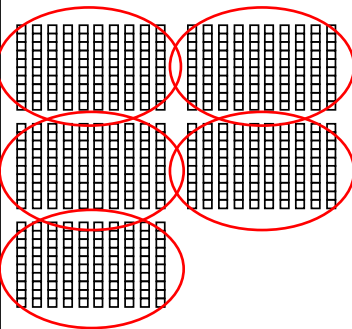

Use the number of tens and ones to find the total number.

 3 tens + 2 ones = 32	 5 tens + 4 ones = 54
 2 tens + 9 ones = 29	 4 tens + 7 ones = 47

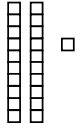
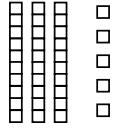
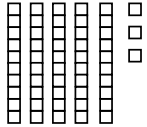
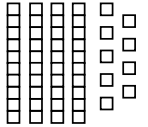
Fill in the missing number in each equation to build a two-digit number.

- (EX) 4 tens + 6 ones = 46 (1) 7 tens + 2 ones = 72
 (2) 9 tens + 1 one = 91 (3) 2 tens + 6 ones = 26
 (4) 30 + 8 = 38 (5) 70 + 5 = 75
 (6) 60 + 3 = 63 (7) 80 + 4 = 84





Circle groups of tens to make hundreds. Then, fill in the blanks to write the total three ways.

	<u>5</u> hundreds = <u>50</u> tens = <u>500</u> ones
	<u>6</u> hundreds = <u>60</u> tens = <u>600</u> ones

Write the number represented by the tens and ones shown in each picture.

	21		35
	53		49

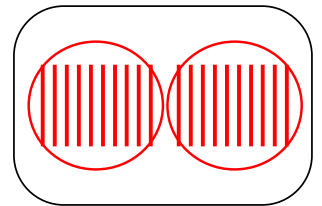
A **quick picture** uses a stick to represent each ten and a circle to represent each one. Make a quick picture to show each number.

51 	97 
18 	72 

Draw a quick picture to show the problem. Circle tens to make hundreds and write the answer on the line.

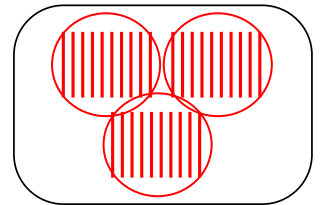
Each student in the class has a box of 10 crayons. There are 20 students in the class. How many crayons do they have all together?

200 crayons



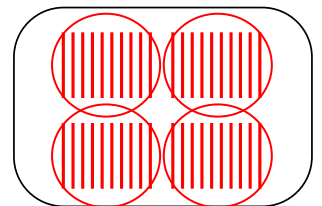
Reese puts crackers in bags. She fills 30 bags. Each bag has 10 crackers in it. How many crackers does Reese put in bags?

300 crackers



Each book in a series has 40 pages. There are 10 books in the series. How many pages are in the books all together?

400 pages



10

Place Value

In each number shown, color the digit in the hundreds place **RED**, the digit in the tens place **BLUE**, and the digit in the ones place **GREEN**. Then, color in the number cubes below each digit with the same colors.

1	3	6	2	1	8	
4			7			5

Place Value

11

For each number, write the digits in the correct column in the place value chart.

562

Hundreds	Tens	Ones
5	6	2

289

Hundreds	Tens	Ones
2	8	9

107

Hundreds	Tens	Ones
1	0	7

650

Hundreds	Tens	Ones
6	5	0

784

Hundreds	Tens	Ones
7	8	4

422

Hundreds	Tens	Ones
4	2	2

91

Hundreds	Tens	Ones
(0)	9	1

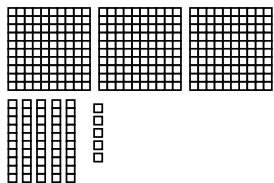
300

Hundreds	Tens	Ones
3	0	0


12

Place Value


Write how many hundreds, tens, and ones are shown in each picture. Then, write the number.



Hundreds	Tens	Ones
3	5	5

355

Hundreds	Tens	Ones
5	2	8

528

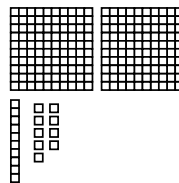
Hundreds	Tens	Ones
4	6	2

462


Place Value

13

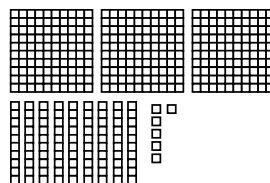
Look at the picture and write the number of blocks three ways.



$$\begin{array}{r} 2 \text{ hundreds, } 1 \text{ tens, } 9 \text{ ones} \\ 200 + 10 + 9 \\ \hline 219 \end{array}$$



$$\begin{array}{r} 6 \text{ hundreds, } 0 \text{ tens, } 3 \text{ ones} \\ 600 + 0 + 3 \\ \hline 603 \end{array}$$



$$\begin{array}{r} 3 \text{ hundreds, } 9 \text{ tens, } 6 \text{ ones} \\ 300 + 90 + 6 \\ \hline 396 \end{array}$$

Fill the in correct bubble to answer each question.

What does the 4 represent in the number 541?

- 4 hundreds 4 tens 4 ones

What does the 9 represent in the number 329?

- 9 ones 9 tens 9 hundreds

What does the 8 represent in the number 845?

- 8 80 800

Which digit in is the tens place in the number 374?

- 7 3 4

Which digit is in the ones place in the number 709?

- 0 7 9

Write the three-digit number that answers each riddle.

My hundreds digit is 4.

My tens digit has a value of 20.

My ones digit is one less than my hundreds digit.

What number am I?

423

My tens digit and hundreds digit are the same.

My ones digit is 2.

My tens digit and hundreds digit add up to 10.

What number am I?

552

My hundreds digit has a value of 200.

My ones digit is the same as my hundreds digit.

My tens digit is 7.

What number am I?

272

The value of my tens digit is 0.

My ones digit is 8.

My hundreds digit is greater than my ones digit.

What number am I?

908

My tens and ones digits add up to my hundreds digit.

My ones digit is 2.

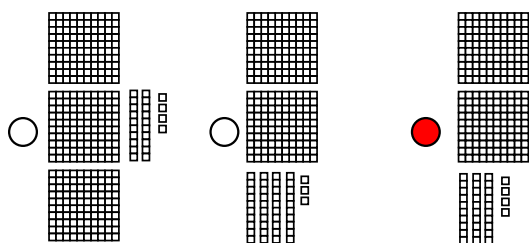
My tens digit is one more than my ones digit.

What number am I?

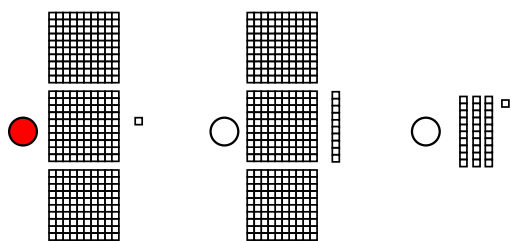
532

Fill the in correct bubble to answer each question.

Which picture represents 234?



Which picture represents 301?



Write each number in expanded form.

① $287 = 200 + 80 + 7$

② $692 = 600 + 90 + 2$

③ $345 = 300 + 40 + 5$

④ $463 = 400 + 60 + 3$

⑤ $199 = 100 + 90 + 9$

Change each expanded form into a number in standard form.

⑥ $300 + 70 + 8 = 378$ ⑦ $200 + 10 + 5 = 215$

⑧ $800 + 20 + 1 = 821$ ⑨ $100 + 30 + 7 = 137$

⑩ $500 + 90 + 3 = 593$ ⑪ $600 + 40 + 2 = 642$

⑫ $400 + 50 + 9 = 459$ ⑬ $700 + 60 + 4 = 764$

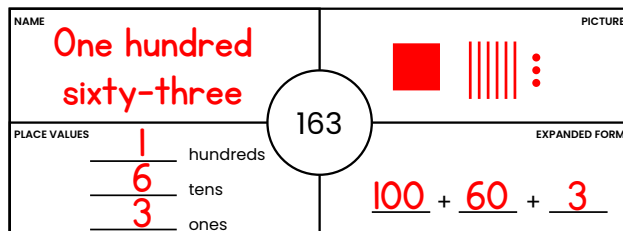
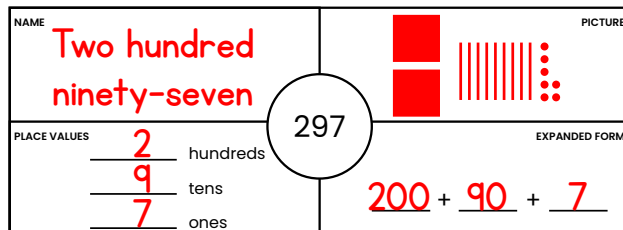
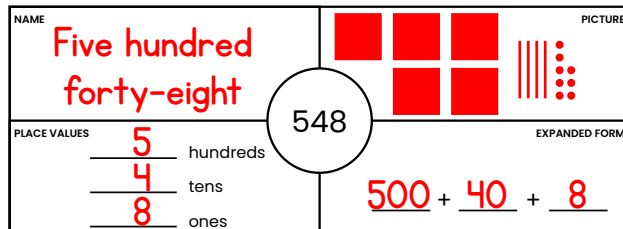
Write each number in standard form.

- ① One hundred thirty-seven 137
- ② Three hundred twenty-one 321
- ③ Six hundred ninety-three 693
- ④ Nine hundred eighty-two 982
- ⑤ Five hundred seventeen 517


Write out the name of each number.

- ⑥ 845 Eight hundred forty-five
- ⑦ 286 Two hundred eighty-six
- ⑧ 314 Three hundred fourteen
- ⑨ 592 Five hundred ninety-two
- ⑩ 488 Four hundred eighty-eight

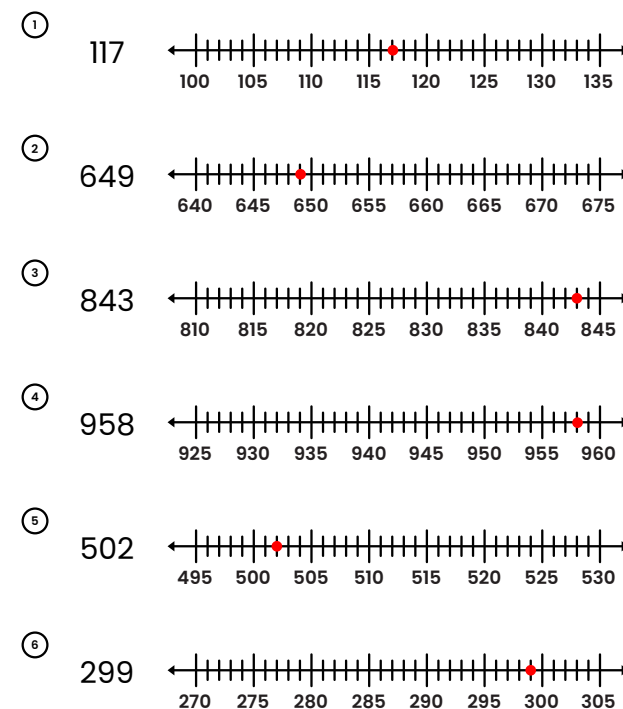
Complete the diagram about each number.



Find the dot on each number line. Write its value in the box.



Mark each number with a dot on the number line.



Draw a quick picture to represent each number. Then color the number in each pair that is **GREATER**.

231 	224 	140 	170
381 	390 	540 	550
412 	312 	501 	601
240 	214 	340 	430

Write the number represented by the blocks shown. Then, circle the number in each pair that is **GREATER**.

	<u>243</u>		<u>343</u>
	<u>552</u>		<u>525</u>
	<u>314</u>		<u>447</u>
	<u>163</u>		<u>200</u>

Draw a quick picture to represent each number. Then color the number in each pair that is **LESS**.

132 	123 	410 	510
341 	351 	185 	175
214 	142 	301 	310
117 	118 	405 	413

Write the number represented by the blocks shown. Then, circle the number in each pair that is **LESS**.

	<u>322</u>		<u>319</u>
	<u>441</u>		<u>500</u>
	<u>414</u>		<u>337</u>
	<u>263</u>		<u>306</u>

Count the blocks in each group and write the number on the line. Then, circle the correct phrase to complete the sentence.

	614	is	greater than less than equal to	604	
	533	is	greater than less than equal to	499	
	342	is	greater than less than equal to	442	
	234	is	greater than less than equal to	234	

Compare each pair of numbers using one of these symbols:

> greater than

< less than

= equal to

102 > 101	812 > 182	293 < 294
510 > 410	199 = 199	351 < 531
720 = 720	524 < 724	814 > 719
218 < 228	312 < 412	675 = 675
159 > 157	487 > 478	280 < 525

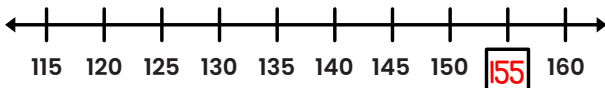
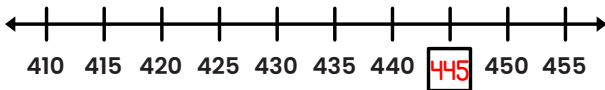
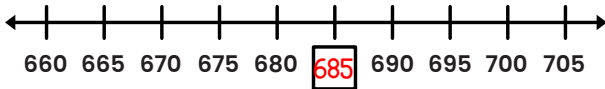
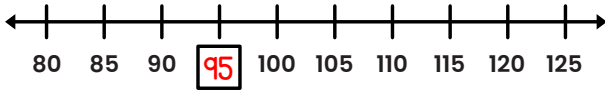
Fill in the missing numbers from 101 to 220.

101	102	103	104	105	106	107	108	109	110
111	112	113	114	115	116	117	118	119	120
121	122	123	124	125	126	127	128	129	130
131	132	133	134	135	136	137	138	139	140
141	142	143	144	145	146	147	148	149	150
151	152	153	154	155	156	157	158	159	160
161	162	163	164	165	166	167	168	169	170
171	172	173	174	175	176	177	178	179	180
181	182	183	184	185	186	187	188	189	190
191	192	193	194	195	196	197	198	199	200
201	202	203	204	205	206	207	208	209	210
211	212	213	214	215	216	217	218	219	220

Count on by fives and fill in the numbers that come next in each series.

	50	55	60	65	70	75	80
	210	215	220	225	230	235	240
	470	475	480	485	490	495	500
	735	740	745	750	755	760	765


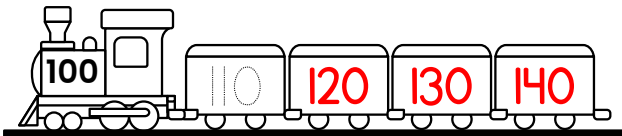
Count by fives and fill in the missing number on each number line.



On the hundred chart below, start at 5 and count by fives, coloring each number in the pattern as you go. Then, start at 10 and count by tens, circling each number in the pattern as you go.

1	2	3	4	5	6	7	8	9	10
11	12	13	14	15	16	17	18	19	20
21	22	23	24	25	26	27	28	29	30
31	32	33	34	35	36	37	38	39	40
41	42	43	44	45	46	47	48	49	50
51	52	53	54	55	56	57	58	59	60
61	62	63	64	65	66	67	68	69	70
71	72	73	74	75	76	77	78	79	80
81	82	83	84	85	86	87	88	89	90
91	92	93	94	95	96	97	98	99	100

For each train, count on by tens from the number on the engine and write a number in each train car.



Write the numbers that are ten less and ten more than the number shown.

10 Less	210	220	230	10 More
---------	-----	-----	-----	---------

10 Less	340	350	360	10 More
---------	-----	-----	-----	---------

10 Less	820	830	840	10 More
---------	-----	-----	-----	---------

10 Less	150	160	170	10 More
---------	-----	-----	-----	---------

10 Less	590	600	610	10 More
---------	-----	-----	-----	---------

10 Less	900	910	920	10 More
---------	-----	-----	-----	---------

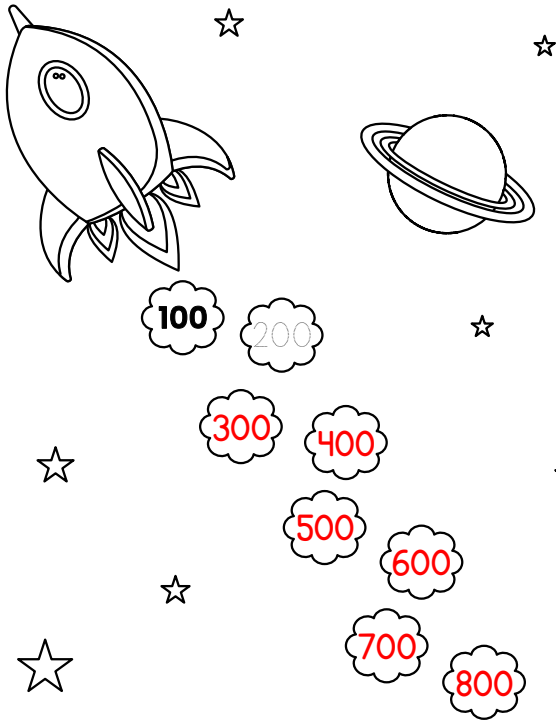
10 Less	770	780	790	10 More
---------	-----	-----	-----	---------

10 Less	460	470	480	10 More
---------	-----	-----	-----	---------

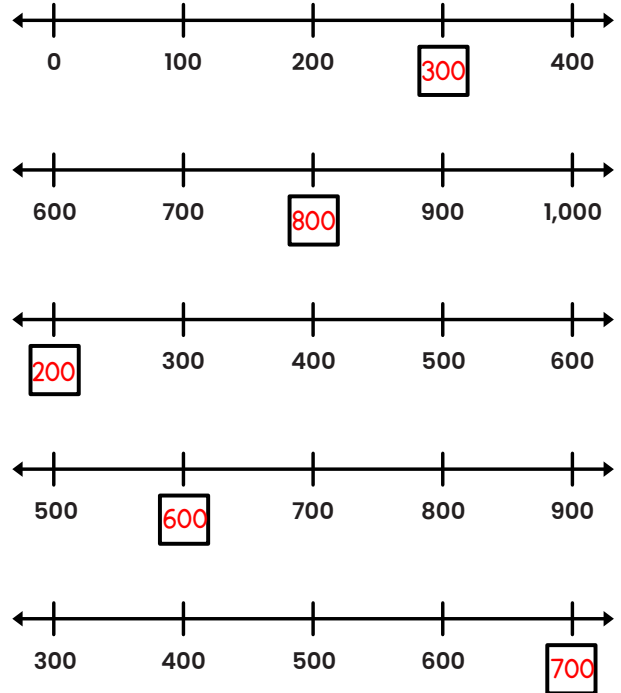
10 Less	580	590	600	10 More
---------	-----	-----	-----	---------

10 Less	130	140	150	10 More
---------	-----	-----	-----	---------

Count by hundreds. Write the numbers in the clouds.



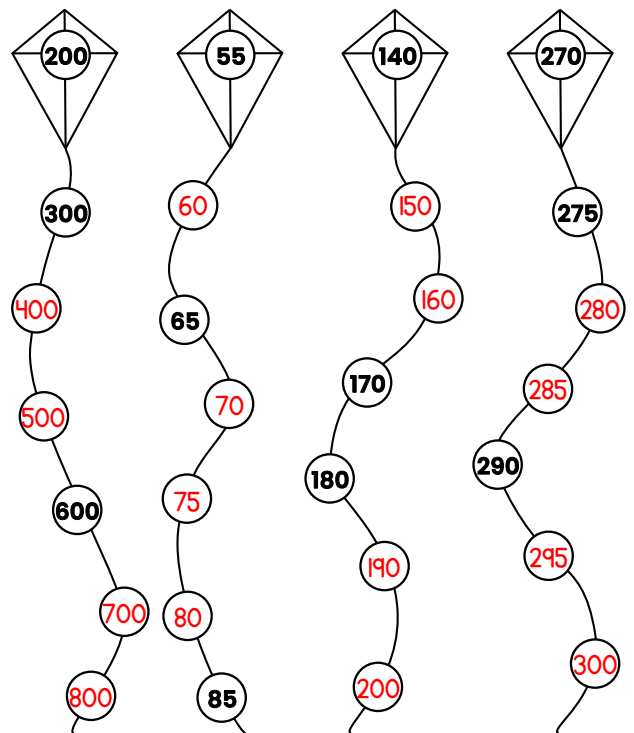
Count by hundreds and fill in the missing number on each number line.



Fill in the missing numbers on the hundred chart below.

501	502	503	504	505	506	507	508	509	510
511	512	513	514	515	516	517	518	519	520
521	522	523	524	525	526	527	528	529	530
531	532	533	534	535	536	537	538	539	540
541	542	543	544	545	546	547	548	549	550
551	552	553	554	555	556	557	558	559	560
561	562	563	564	565	566	567	568	569	570
571	572	573	574	575	576	577	578	579	580
581	582	583	584	585	586	587	588	589	590
591	592	593	594	595	596	597	598	599	600

The numbers along each kite tail follow a counting pattern. Fill in the missing numbers on each kite tail.



Circle pairs of bugs. Write the number and circle whether it is even or odd.

	13	even	<input type="radio"/> odd
	12	<input checked="" type="radio"/> even	<input type="radio"/> odd
	11	<input type="radio"/> even	<input checked="" type="radio"/> odd
	17	<input type="radio"/> even	<input checked="" type="radio"/> odd

Draw to represent each number. Circle whether the number is even or odd.

15		<input type="radio"/> even	<input checked="" type="radio"/> odd
9		<input type="radio"/> even	<input checked="" type="radio"/> odd
18		<input checked="" type="radio"/> even	<input type="radio"/> odd
12		<input checked="" type="radio"/> even	<input type="radio"/> odd
11		<input type="radio"/> even	<input checked="" type="radio"/> odd
14		<input checked="" type="radio"/> even	<input type="radio"/> odd
16		<input checked="" type="radio"/> even	<input type="radio"/> odd
7		<input type="radio"/> even	<input checked="" type="radio"/> odd

Color the apples with odd numbers RED and the apples with even numbers GREEN.

Fill in the correct bubble to answer each question.

Which of these shows an odd number of blocks?

Which of these shows an even number of blocks?

Which of these is an even number less than 10?

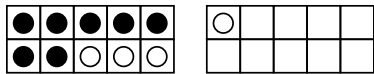
3 12 8

Which of these is an odd number greater than 10?

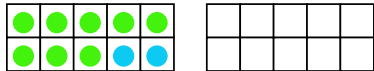
15 14 9

Use the ten frames to show each addition problem. Then, write the solution.

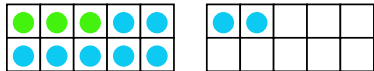
$7 + 4 = \underline{\quad}$



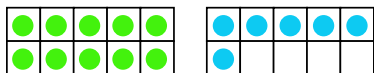
$8 + 2 = \underline{10}$



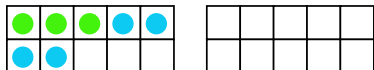
$3 + 9 = \underline{12}$



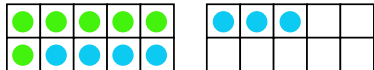
$10 + 6 = \underline{16}$



$3 + 4 = \underline{7}$



$6 + 7 = \underline{13}$



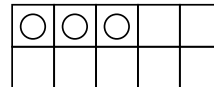
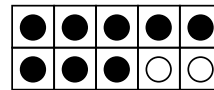
Choose the equation in each group that is best represented by the ten frames shown.

①

$7 + 5 = 13$

$8 + 5 = 13$

$8 + 2 = 10$

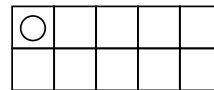
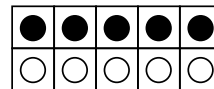


②

$11 = 5 + 6$

$5 + 5 = 10$

$5 + 6 = 12$

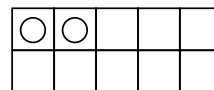
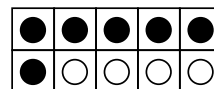


③

$12 = 10 + 2$


$6 + 4 = 10$

$6 + 6 = 12$




Draw a picture to help you solve each addition equation.


$8 + 4 = \underline{12}$



$12 + 3 = \underline{15}$




$9 + 1 = \underline{10}$




$6 + 2 = \underline{8}$



$5 + 6 = \underline{11}$



$10 + 3 = \underline{13}$

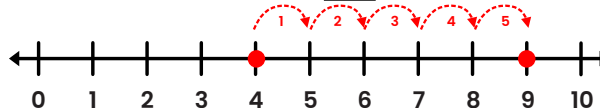


Use the number line to solve each addition equation.

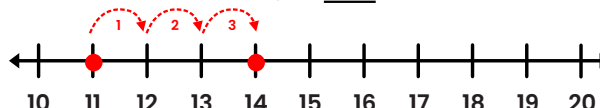
$7 + 2 = \underline{9}$



$4 + 5 = \underline{9}$



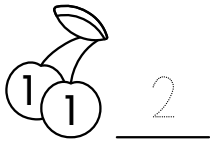
$11 + 3 = \underline{14}$



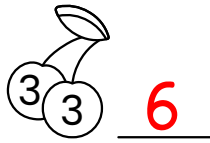
$14 + 4 = \underline{18}$



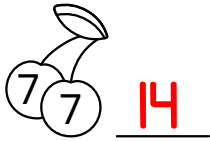
Use doubles facts to add the numbers in each pair of cherries.



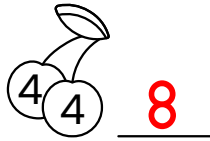
2




6




14




8




4



12



10



18

Use doubles facts to help you solve each addition problem.

EX

$$8 + 9 = ?$$

$$\begin{array}{r} 8 + 8 + 1 = ? \\ \hline 16 + 1 = 17 \end{array}$$

$$8 + 9 = 17$$

①

$$5 + 6 = ?$$

$$\begin{array}{r} 5 + 5 + 1 = ? \\ \hline 10 + 1 = 11 \end{array}$$

$$5 + 6 = 11$$

②

$$7 + 8 = ?$$

$$\begin{array}{r} 7 + 7 + 1 = ? \\ \hline 14 + 1 = 15 \end{array}$$

$$7 + 8 = 15$$

③

$$6 + 8 = ?$$

$$\begin{array}{r} 6 + 6 + 2 = ? \\ \hline 12 + 2 = 14 \end{array}$$

$$6 + 8 = 14$$

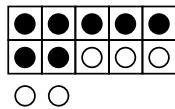
Use circles to represent the addition problem in and below the ten frame. Then, use the strategy of making a ten to solve.

EX

$$7 + 5 = ?$$

$$10 + 2 = 12$$

$$7 + 5 = 12$$

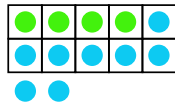


①

$$4 + 8 = ?$$

$$10 + 2 = 12$$

$$4 + 8 = 12$$

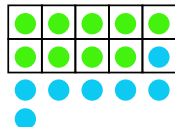


②

$$9 + 7 = ?$$

$$10 + 6 = 16$$

$$9 + 7 = 16$$

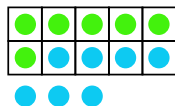


③

$$6 + 7 = ?$$

$$10 + 3 = 13$$

$$6 + 7 = 13$$



Use the strategy of making a ten to solve each addition problem.

EX

$$7 + 5 = ?$$

$$\begin{array}{r} 7 + 3 + 2 = ? \\ \hline 10 + 2 = 12 \end{array}$$

$$7 + 5 = 12$$

①

$$8 + 6 = ?$$

$$\begin{array}{r} 8 + 2 + 4 = ? \\ \hline 10 + 4 = 14 \end{array}$$

$$8 + 6 = 14$$

②

$$9 + 8 = ?$$

$$\begin{array}{r} 9 + 1 + 7 = ? \\ \hline 10 + 7 = 17 \end{array}$$

$$9 + 8 = 17$$

③

$$6 + 9 = ?$$

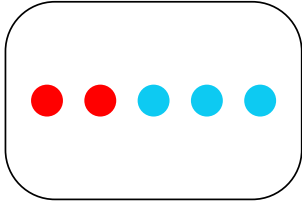
$$\begin{array}{r} 6 + 4 + 5 = ? \\ \hline 10 + 5 = 15 \end{array}$$

$$6 + 9 = 15$$

Read each word problem. Draw a picture in the box, then fill in the numbers to complete the equation.

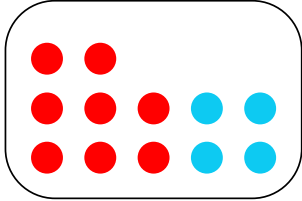
Nina has 2 sisters and 3 brothers. How many siblings does Nina have?

$$\underline{2} + \underline{3} = \underline{5}$$



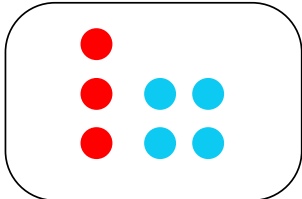
Luke scored 8 points in the first half of the basketball game and 4 points in the second half. How many points did he score in all?

$$\underline{8} + \underline{4} = \underline{12}$$



Nadia's backyard has 3 oak trees and 4 maple trees. How many trees are in her backyard?

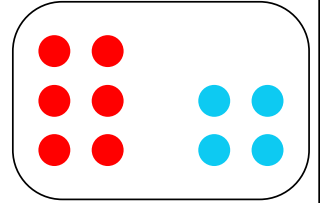
$$\underline{3} + \underline{4} = \underline{7}$$



Read each word problem. Draw a picture in the box, then fill in the numbers to complete the equation.


Carlos rolls a pair of dice during a board game. One of the dice shows a 6 and the other shows a 4. What is the total shown on both dice?

$$\underline{6} + \underline{4} = \underline{10}$$




Amanda is 11. Her brother is 2 years older than her. How old is Amanda's brother?

$$\underline{11} + \underline{2} = \underline{13}$$



Jason read 15 pages of a book during silent reading time. Kelly read 3 more pages than Jason did. How many pages did Kelly read?

$$\underline{15} + \underline{3} = \underline{18}$$



Find each sum.

$$\begin{array}{r} 5 \\ + 1 \\ \hline 6 \end{array} \quad \begin{array}{r} 2 \\ + 2 \\ \hline 4 \end{array} \quad \begin{array}{r} 3 \\ + 3 \\ \hline 6 \end{array} \quad \begin{array}{r} 12 \\ + 3 \\ \hline 15 \end{array} \quad \begin{array}{r} 8 \\ + 4 \\ \hline 12 \end{array} \quad \begin{array}{r} 5 \\ + 7 \\ \hline 12 \end{array}$$

$$\begin{array}{r} 4 \\ + 2 \\ \hline 6 \end{array} \quad \begin{array}{r} 11 \\ + 2 \\ \hline 13 \end{array} \quad \begin{array}{r} 5 \\ + 3 \\ \hline 8 \end{array} \quad \begin{array}{r} 14 \\ + 3 \\ \hline 17 \end{array} \quad \begin{array}{r} 10 \\ + 4 \\ \hline 14 \end{array} \quad \begin{array}{r} 9 \\ + 5 \\ \hline 14 \end{array}$$

$$\begin{array}{r} 1 \\ + 9 \\ \hline 10 \end{array} \quad \begin{array}{r} 10 \\ + 9 \\ \hline 19 \end{array} \quad \begin{array}{r} 3 \\ + 7 \\ \hline 10 \end{array} \quad \begin{array}{r} 16 \\ + 3 \\ \hline 19 \end{array} \quad \begin{array}{r} 9 \\ + 9 \\ \hline 18 \end{array} \quad \begin{array}{r} 11 \\ + 5 \\ \hline 16 \end{array}$$

$$\begin{array}{r} 8 \\ + 2 \\ \hline 10 \end{array} \quad \begin{array}{r} 15 \\ + 2 \\ \hline 17 \end{array} \quad \begin{array}{r} 9 \\ + 3 \\ \hline 12 \end{array} \quad \begin{array}{r} 4 \\ + 4 \\ \hline 8 \end{array} \quad \begin{array}{r} 14 \\ + 4 \\ \hline 18 \end{array} \quad \begin{array}{r} 13 \\ + 5 \\ \hline 18 \end{array}$$

$$\begin{array}{r} 10 \\ + 2 \\ \hline 12 \end{array} \quad \begin{array}{r} 17 \\ + 2 \\ \hline 19 \end{array} \quad \begin{array}{r} 8 \\ + 8 \\ \hline 16 \end{array} \quad \begin{array}{r} 6 \\ + 4 \\ \hline 10 \end{array} \quad \begin{array}{r} 5 \\ + 6 \\ \hline 11 \end{array} \quad \begin{array}{r} 6 \\ + 6 \\ \hline 12 \end{array}$$

Find each sum.

$$\begin{array}{r} 12 \\ + 2 \\ \hline 14 \end{array} \quad \begin{array}{r} 2 \\ + 3 \\ \hline 5 \end{array} \quad \begin{array}{r} 3 \\ + 8 \\ \hline 11 \end{array} \quad \begin{array}{r} 4 \\ + 7 \\ \hline 11 \end{array} \quad \begin{array}{r} 5 \\ + 5 \\ \hline 10 \end{array} \quad \begin{array}{r} 7 \\ + 6 \\ \hline 13 \end{array}$$

$$\begin{array}{r} 2 \\ + 5 \\ \hline 7 \end{array} \quad \begin{array}{r} 14 \\ + 2 \\ \hline 16 \end{array} \quad \begin{array}{r} 11 \\ + 3 \\ \hline 14 \end{array} \quad \begin{array}{r} 9 \\ + 4 \\ \hline 13 \end{array} \quad \begin{array}{r} 5 \\ + 8 \\ \hline 13 \end{array} \quad \begin{array}{r} 8 \\ + 6 \\ \hline 14 \end{array}$$

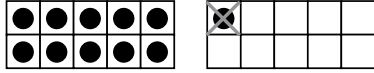
$$\begin{array}{r} 7 \\ + 2 \\ \hline 9 \end{array} \quad \begin{array}{r} 16 \\ + 2 \\ \hline 18 \end{array} \quad \begin{array}{r} 13 \\ + 3 \\ \hline 16 \end{array} \quad \begin{array}{r} 11 \\ + 4 \\ \hline 15 \end{array} \quad \begin{array}{r} 10 \\ + 5 \\ \hline 15 \end{array} \quad \begin{array}{r} 7 \\ + 8 \\ \hline 15 \end{array}$$

$$\begin{array}{r} 2 \\ + 9 \\ \hline 11 \end{array} \quad \begin{array}{r} 3 \\ + 4 \\ \hline 7 \end{array} \quad \begin{array}{r} 15 \\ + 3 \\ \hline 18 \end{array} \quad \begin{array}{r} 13 \\ + 4 \\ \hline 17 \end{array} \quad \begin{array}{r} 12 \\ + 5 \\ \hline 17 \end{array} \quad \begin{array}{r} 9 \\ + 8 \\ \hline 17 \end{array}$$

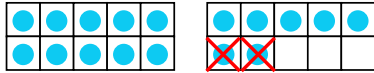
$$\begin{array}{r} 2 \\ + 4 \\ \hline 6 \end{array} \quad \begin{array}{r} 6 \\ + 3 \\ \hline 9 \end{array} \quad \begin{array}{r} 4 \\ + 5 \\ \hline 9 \end{array} \quad \begin{array}{r} 15 \\ + 4 \\ \hline 19 \end{array} \quad \begin{array}{r} 14 \\ + 5 \\ \hline 19 \end{array} \quad \begin{array}{r} 10 \\ + 1 \\ \hline 11 \end{array}$$

Use the ten frames to show each subtraction problem. Then, write the solution.

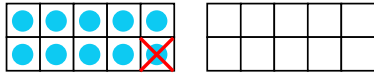
$12 - 1 = \underline{\quad}$



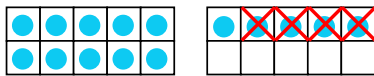
$17 - 2 = \underline{15}$




$10 - 1 = \underline{9}$



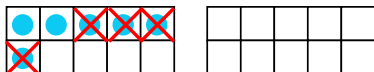
$15 - 4 = \underline{11}$



$11 - 9 = \underline{2}$



$6 - 4 = \underline{2}$



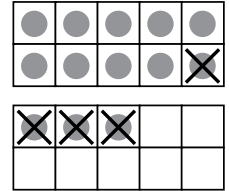
Choose the subtraction equation in each group that is best represented by the ten frames shown.

①

$13 - 3 = 10$

$10 - 1 = 9$

$13 - 4 = 9$

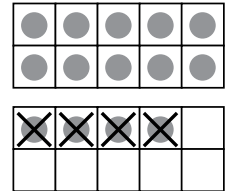


②

$4 = 14 - 4$

$14 = 10 - 4$

$10 = 14 - 4$

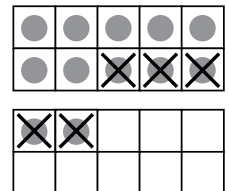


③

$12 = 7 - 4$


$10 - 3 = 7$

$12 - 5 = 7$




Draw a picture to help you solve each subtraction equation.


$8 - 4 = \underline{4}$




$10 - 3 = \underline{7}$




$19 - 1 = \underline{18}$




$16 - 2 = \underline{14}$



$15 - 6 = \underline{9}$

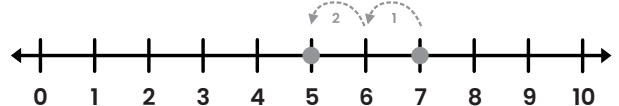


$11 - 4 = \underline{7}$

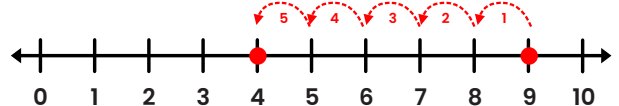


Use the number line to solve each subtraction equation.

$7 - 2 = \underline{5}$



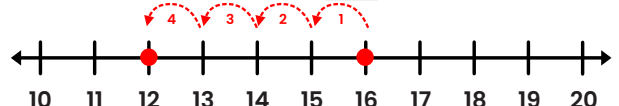
$9 - 5 = \underline{4}$



$20 - 3 = \underline{17}$

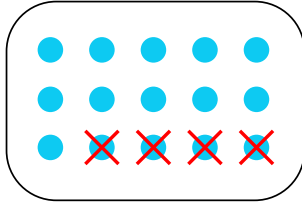


$16 - 4 = \underline{12}$



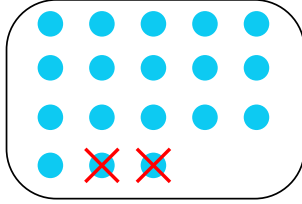
Read each word problem. Draw a picture in the box, then fill in the numbers to complete the equation.

There are 15 questions on a quiz. Mary has already answered 4 of them. How many questions does she have left to answer?



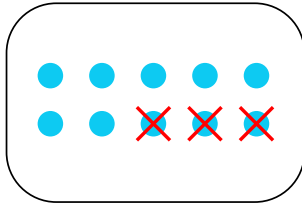
$$15 - 4 = 11$$

Priya brought a pack of 18 cupcakes to share with her class. After each student takes one, there are 2 cupcakes left over. How many students are in the class?



$$18 - 2 = 16$$

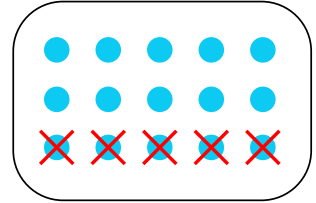
Ethan is 10 years old. He is 3 years older than his sister Claire. How old is Claire?



$$10 - 3 = 7$$

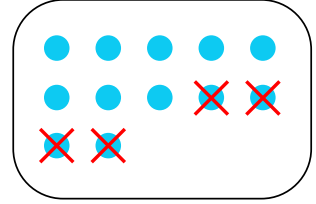
Read each word problem. Draw a picture in the box, then fill in the numbers to complete the equation.

Luis has 15 dollars. He spends 5 dollars on a toy. How much money does he have left?



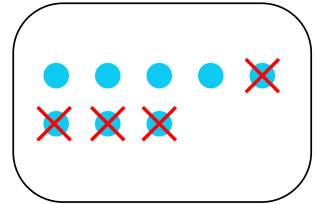
$$15 - 5 = 10$$

There are 12 chapters in a book. Derek has read 4 chapters so far. How many chapters are left?



$$12 - 4 = 8$$

Mae checked 8 books out of the library. 4 of the books are fiction. How many of the books are non-fiction?



$$8 - 4 = 4$$

Find each difference.

$$\begin{array}{r} 5 \\ - 4 \\ \hline 1 \end{array} \quad \begin{array}{r} 9 \\ - 3 \\ \hline 6 \end{array} \quad \begin{array}{r} 4 \\ - 1 \\ \hline 3 \end{array} \quad \begin{array}{r} 19 \\ - 8 \\ \hline 11 \end{array} \quad \begin{array}{r} 6 \\ - 4 \\ \hline 2 \end{array} \quad \begin{array}{r} 18 \\ - 7 \\ \hline 11 \end{array}$$

$$\begin{array}{r} 19 \\ - 1 \\ \hline 18 \end{array} \quad \begin{array}{r} 3 \\ - 2 \\ \hline 1 \end{array} \quad \begin{array}{r} 4 \\ - 0 \\ \hline 4 \end{array} \quad \begin{array}{r} 5 \\ - 2 \\ \hline 3 \end{array} \quad \begin{array}{r} 18 \\ - 3 \\ \hline 15 \end{array} \quad \begin{array}{r} 7 \\ - 6 \\ \hline 1 \end{array}$$

$$\begin{array}{r} 2 \\ - 0 \\ \hline 2 \end{array} \quad \begin{array}{r} 3 \\ - 3 \\ \hline 0 \end{array} \quad \begin{array}{r} 19 \\ - 7 \\ \hline 12 \end{array} \quad \begin{array}{r} 18 \\ - 1 \\ \hline 17 \end{array} \quad \begin{array}{r} 6 \\ - 2 \\ \hline 4 \end{array} \quad \begin{array}{r} 7 \\ - 4 \\ \hline 3 \end{array}$$

$$\begin{array}{r} 19 \\ - 2 \\ \hline 17 \end{array} \quad \begin{array}{r} 4 \\ - 4 \\ \hline 0 \end{array} \quad \begin{array}{r} 19 \\ - 8 \\ \hline 11 \end{array} \quad \begin{array}{r} 15 \\ - 3 \\ \hline 12 \end{array} \quad \begin{array}{r} 6 \\ - 0 \\ \hline 6 \end{array} \quad \begin{array}{r} 17 \\ - 2 \\ \hline 15 \end{array}$$

$$\begin{array}{r} 2 \\ - 2 \\ \hline 0 \end{array} \quad \begin{array}{r} 19 \\ - 5 \\ \hline 14 \end{array} \quad \begin{array}{r} 5 \\ - 3 \\ \hline 2 \end{array} \quad \begin{array}{r} 6 \\ - 6 \\ \hline 0 \end{array} \quad \begin{array}{r} 18 \\ - 5 \\ \hline 13 \end{array} \quad \begin{array}{r} 7 \\ - 3 \\ \hline 4 \end{array}$$

Find each difference.

$$\begin{array}{r} 9 \\ - 6 \\ \hline 3 \end{array} \quad \begin{array}{r} 3 \\ - 1 \\ \hline 2 \end{array} \quad \begin{array}{r} 19 \\ - 7 \\ \hline 12 \end{array} \quad \begin{array}{r} 6 \\ - 3 \\ \hline 3 \end{array} \quad \begin{array}{r} 12 \\ - 2 \\ \hline 10 \end{array} \quad \begin{array}{r} 17 \\ - 6 \\ \hline 11 \end{array}$$

$$\begin{array}{r} 2 \\ - 1 \\ \hline 1 \end{array} \quad \begin{array}{r} 4 \\ - 3 \\ \hline 1 \end{array} \quad \begin{array}{r} 5 \\ - 1 \\ \hline 4 \end{array} \quad \begin{array}{r} 18 \\ - 4 \\ \hline 14 \end{array} \quad \begin{array}{r} 7 \\ - 5 \\ \hline 2 \end{array} \quad \begin{array}{r} 8 \\ - 6 \\ \hline 2 \end{array}$$

$$\begin{array}{r} 19 \\ - 3 \\ \hline 16 \end{array} \quad \begin{array}{r} 4 \\ - 2 \\ \hline 2 \end{array} \quad \begin{array}{r} 11 \\ - 0 \\ \hline 11 \end{array} \quad \begin{array}{r} 6 \\ - 1 \\ \hline 5 \end{array} \quad \begin{array}{r} 17 \\ - 1 \\ \hline 16 \end{array} \quad \begin{array}{r} 13 \\ - 2 \\ \hline 11 \end{array}$$


$$\begin{array}{r} 13 \\ - 1 \\ \hline 12 \end{array} \quad \begin{array}{r} 19 \\ - 6 \\ \hline 13 \end{array} \quad \begin{array}{r} 18 \\ - 2 \\ \hline 16 \end{array} \quad \begin{array}{r} 7 \\ - 7 \\ \hline 0 \end{array} \quad \begin{array}{r} 7 \\ - 2 \\ \hline 5 \end{array} \quad \begin{array}{r} 9 \\ - 8 \\ \hline 1 \end{array}$$

$$\begin{array}{r} 19 \\ - 5 \\ \hline 14 \end{array} \quad \begin{array}{r} 14 \\ - 3 \\ \hline 11 \end{array} \quad \begin{array}{r} 6 \\ - 5 \\ \hline 1 \end{array} \quad \begin{array}{r} 18 \\ - 6 \\ \hline 12 \end{array} \quad \begin{array}{r} 17 \\ - 5 \\ \hline 12 \end{array} \quad \begin{array}{r} 12 \\ - 1 \\ \hline 11 \end{array}$$

Use the bar model to answer each question.

- ① Mrs. Clark picks 7 pink tulips and 5 yellow tulips. How many tulips does she pick all together?

She picks 12 tulips.



12

- ② There are 4 girls and 6 boys at a party. How many children are at the party?

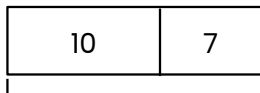
There are 10 children at the party.



10

- ③ Anna has 10 stickers. Then, she gets 7 more stickers. How many stickers does she have now?

Anna has 17 stickers.



17

- ④ There are 4 apples and 4 pears in a fruit bowl. How many pieces of fruit are in the bowl?

There are 8 pieces of fruit in the bowl.




8

Use the bar model to answer each question.

- ① There are 9 rabbits at a pet store. 6 are brown and the rest are white. How many are white?

3 of the rabbits are white.



9

- ② Of the 18 kids in a class, 7 wear glasses and the rest do not. How many kids do not wear glasses?


There are 11 kids who do not wear glasses.



18

- ③ David has 12 blocks. 8 are red and the rest are green. How many blocks are green?

David has 4 green blocks.



12

- ④ There are 16 tomatoes in a garden. 8 are ripe. How many are not ripe?

There are 8 tomatoes that are not ripe.



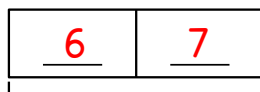
16

Use the bar model to show each problem. Write an equation and solve.

- ① Samir counts 13 birds in his yard. 6 birds are in a tree. How many birds are not in a tree?

$$\underline{13} - \underline{6} = \underline{7}$$

There are 7 birds that are not in a tree.

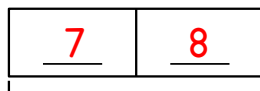


13

- ② There are 7 short-sleeved shirts and 8 long-sleeved shirts in Cody's closet. How many shirts are in the closet?

$$\underline{7} + \underline{8} = \underline{15}$$

There are 15 shirts in the closet.



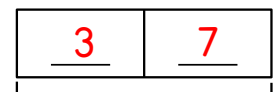
15

Use the bar model to show each problem. Write an equation and solve.

- ① Mrs. Jones gives the class 10 choices for a movie to watch. Alex has seen 3 of the movies before. How many has he not seen before?

$$\underline{10} - \underline{3} = \underline{7}$$

Alex has not seen 7 of the movies before.

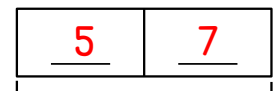


10

- ② There are 5 black horses and 7 brown horses on a farm. How many horses are on the farm?


$$\underline{5} + \underline{7} = \underline{12}$$


There are 12 horses on the farm.

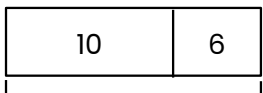


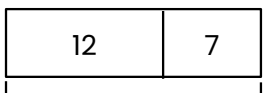
12

Write two equations that could describe each bar model.

①  $\frac{11}{17} + \frac{6}{17} = \frac{17}{17}$
 OR $6 + 11 = 17$
 $\frac{17}{17} - \frac{11}{17} = \frac{6}{17}$
 OR $17 - 6 = 11$

②  $\frac{6}{14} + \frac{8}{14} = \frac{14}{14}$
 OR $8 + 6 = 14$
 $\frac{14}{14} - \frac{6}{14} = \frac{8}{14}$
 OR $14 - 6 = 8$

③  $\frac{10}{16} + \frac{6}{16} = \frac{16}{16}$
 OR $6 + 10 = 16$
 $\frac{16}{16} - \frac{10}{16} = \frac{6}{16}$
 OR $16 - 6 = 10$

④  $\frac{12}{19} + \frac{7}{19} = \frac{19}{19}$
 OR $7 + 12 = 19$
 $\frac{19}{19} - \frac{12}{19} = \frac{7}{19}$
 OR $19 - 7 = 12$

Write the correct symbol (+, -, or =) to complete each equation.

① $10 \oplus 7 = 17$ ② $19 - 5 = \ominus 14$

③ $16 \ominus 12 + 4$ ④ $18 = 8 \oplus 10$

⑤ $8 \ominus 3 = 5$ ⑥ $17 - 4 = \ominus 13$


⑦ $16 \ominus 1 + 15$ ⑧ $6 = 8 \ominus 2$


⑨ $5 \oplus 7 = 12$ ⑩ $11 = 9 \oplus 2$

⑪ $14 \ominus 3 = 11$ ⑫ $17 + 2 = \ominus 19$

⑬ $10 \ominus 10 = 0$ ⑭ $13 - 1 = \ominus 12$

For each set of three numbers given, write four related addition and subtraction facts.

①  $\frac{7}{15} + \frac{8}{15} = \frac{15}{15}$
 $\frac{8}{15} + \frac{7}{15} = \frac{15}{15}$
 $\frac{15}{15} - \frac{8}{15} = \frac{7}{15}$
 $\frac{15}{15} - \frac{7}{15} = \frac{8}{15}$

②  $\frac{8}{12} + \frac{4}{12} = \frac{12}{12}$
 $\frac{4}{12} + \frac{8}{12} = \frac{12}{12}$
 $\frac{12}{12} - \frac{8}{12} = \frac{4}{12}$
 $\frac{12}{12} - \frac{4}{12} = \frac{8}{12}$

Circle whether each equation is TRUE or FALSE.

① **TRUE** or FALSE? $8 + 3 = 5 + 6$ ② TRUE or **FALSE?** $17 - 2 = 15 - 1$

③ **TRUE** or FALSE? $18 - 2 = 9 + 7$ ④ **TRUE** or FALSE? $7 + 3 = 1 + 9$

⑤ **TRUE** or FALSE? $14 - 5 = 18 - 9$ ⑥ TRUE or **FALSE?** $6 + 7 = 19 - 4$

Fill in any numbers that would make each equation true. *answers may vary*

⑦ $6 + 3 = \underline{12} - \underline{3}$ ⑧ $10 - 5 = \underline{2} + \underline{3}$

⑨ $12 + 2 = \underline{15} - \underline{1}$ ⑩ $16 - 5 = \underline{10} + \underline{1}$


⑪ $2 + 11 = \underline{16} - \underline{3}$ ⑫ $8 - 4 = \underline{2} + \underline{2}$

Draw a picture to help you solve each addition equation.


$$2 + 3 + 4 = \underline{9}$$




$$7 + 2 + 4 = \underline{13}$$




$$3 + 5 + 5 = \underline{13}$$



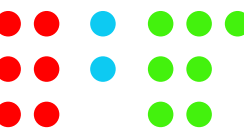
$$8 + 2 + 1 = \underline{11}$$



$$1 + 4 + 9 = \underline{14}$$

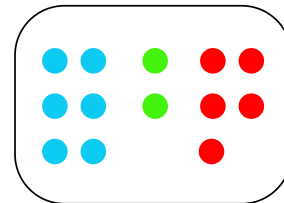


$$6 + 2 + 7 = \underline{15}$$



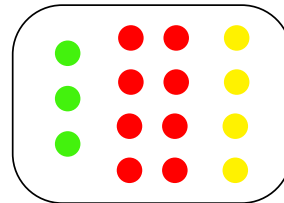
Read each word problem. Draw a picture in the box, then fill in the numbers to complete the equation.

Landon has toy cars. 6 are blue, 2 are green, and 5 are red. How many toy cars does he have?




$$\underline{6} + \underline{2} + \underline{5} = \underline{12}$$

Eric picks 3 green apples, 8 red apples, and 4 yellow apples. How many apples does he pick?



$$\underline{3} + \underline{8} + \underline{4} = \underline{15}$$

5 people in a group have brown hair, 4 have blonde hair, and 4 have black hair. How many people are in the group?



$$\underline{5} + \underline{4} + \underline{4} = \underline{13}$$

Each word problem below takes more than one step to solve. Write two equations to help you solve.

- ① Zoe has 8 crackers. She gives 3 of them to Ben. Then, she gets 5 more crackers for herself. How many crackers does Zoe have now?

$$\underline{8} - \underline{3} = \underline{5}$$

$$\underline{5} + \underline{5} = \underline{10}$$

Zoe has 10 crackers.

- ② There are 15 vehicles in a parking lot. 3 of them are trucks and the rest are cars. 4 of the cars are red. How many cars are not red?

$$\underline{15} - \underline{3} = \underline{12}$$

$$\underline{12} - \underline{4} = \underline{11}$$

11 of the cars are not red.

- ③ Mae and Beth each pick 7 flowers. Then, Beth drops 2 of her flowers. How many flowers do they have left?

$$\underline{7} + \underline{7} = \underline{14}$$

$$\underline{14} - \underline{2} = \underline{12}$$

Mae and Beth have 12 flowers left.

- ④ Derek has 10 trading cards. He gets a new pack of 8 cards. Then, he gives 4 of them to his brother. How many cards does Derek have left?

$$\underline{10} + \underline{8} = \underline{18}$$

$$\underline{18} - \underline{4} = \underline{14}$$

Derek has 14 cards.

Write an equation to show each number as the sum of two equal addends.

① $10 = \underline{5} + \underline{5}$

② $8 = \underline{4} + \underline{4}$

③ $12 = \underline{6} + \underline{6}$

④ $18 = \underline{9} + \underline{9}$

⑤ $6 = \underline{3} + \underline{3}$

⑥ $2 = \underline{1} + \underline{1}$

⑦ $16 = \underline{8} + \underline{8}$

⑧ $20 = \underline{10} + \underline{10}$

⑨ $4 = \underline{2} + \underline{2}$


⑩ $14 = \underline{7} + \underline{7}$

Draw to show equal groups. Then write an equation to solve.

Alice has 16 pretzels and divides them into 2 equal groups to share with Dean. How many pretzels are in each group?

$\underline{16} = \underline{8} + \underline{8}$


$\underline{8}$ pretzels



Draw equal groups to help you solve each problem.


Jane lines up buttons in 3 rows of 5 buttons each. How many buttons are there?

$\underline{15}$ buttons




Wesley deals 6 cards to each of the 3 players in a game. How many cards does he deal?

$\underline{18}$ cards



Joey puts his toy cars in 4 rows of 4 cars each. How many cars does he have?

$\underline{16}$ cars



Answer the following questions about equal groups.

- ① Shelby puts star stickers on a paper. She makes 3 rows with 4 stickers in each row. Which picture shows Shelby's stickers?



- ② How many star stickers does Shelby have?

$\underline{12}$ stickers

- ③ Write an equation to show how many stickers Shelby has.

$\underline{4} + \underline{4} + \underline{4} = \underline{12}$

Write the number of rows and the number of objects in each row. Then, complete the equation to find the total number of objects.

①




$\underline{2}$ rows

$\underline{4}$ ice cream cones in each row

$\underline{4} + \underline{4} = \underline{8}$

②




$\underline{3}$ rows

$\underline{5}$ basketballs in each row

$\underline{5} + \underline{5} + \underline{5} = \underline{15}$

③



$\underline{3}$ rows

$\underline{3}$ apples in each row

$\underline{3} + \underline{3} + \underline{3} = \underline{9}$

Use the hundred chart below to help solve each equation.

$$\textcircled{1} 38 + 7 = \underline{45}$$

$$\textcircled{2} 97 - 16 = \underline{81}$$

$$\textcircled{3} 84 + 12 = \underline{96}$$

$$\textcircled{4} 47 - 15 = \underline{32}$$

$$\textcircled{5} 55 + 9 = \underline{64}$$

1	2	3	4	5	6	7	8	9	10
11	12	13	14	15	16	17	18	19	20
21	22	23	24	25	26	27	28	29	30
31	32	33	34	35	36	37	38	39	40
41	42	43	44	45	46	47	48	49	50
51	52	53	54	55	56	57	58	59	60
61	62	63	64	65	66	67	68	69	70
71	72	73	74	75	76	77	78	79	80
81	82	83	84	85	86	87	88	89	90
91	92	93	94	95	96	97	98	99	100

Use the hundred chart above to help answer each question.

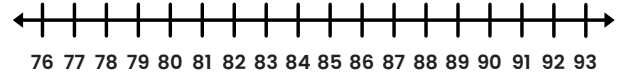
- $\textcircled{6}$ Betty has a box of 48 crayons. Taylor has a box of 24 crayons. How many crayons do they have all together?

$$\underline{48} + \underline{24} = \underline{72}$$

- $\textcircled{7}$ There are 32 slices of pizza at a birthday party. 25 of them get eaten. How many slices of pizza are left over?

$$\underline{32} - \underline{25} = \underline{7}$$

Use the number line below to help solve each equation.



$$\textcircled{1} 82 + 7 = \underline{89}$$

$$\textcircled{2} 88 - 11 = \underline{77}$$

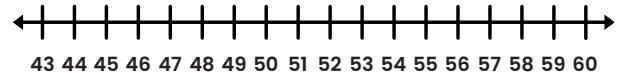
$$\textcircled{3} 89 - 5 = \underline{84}$$

$$\textcircled{4} 77 + 12 = \underline{89}$$

$$\textcircled{5} 91 - 6 = \underline{85}$$

$$\textcircled{6} 79 + 9 = \underline{88}$$

Use the number line below to help answer each question.



- $\textcircled{7}$ Oliver is 46 inches tall. His brother Marcus is 7 inches taller than him. How tall is Marcus?

$$\underline{46} + \underline{7} = \underline{53}$$

- $\textcircled{8}$ Christa is watching a movie that is 60 minutes long. She has already watched 48 minutes. How many minutes are left?

$$\underline{60} - \underline{48} = \underline{12}$$

Re-write each equation vertically as tens and ones to add.

ex $34 + 23 = ?$

Tens	Ones
3	4
2	3
5	7

$$\underline{5} \text{ tens} + \underline{7} \text{ ones}$$

$$\underline{50} + \underline{7} = \underline{57}$$

$\textcircled{1}$ $62 + 14 = ?$

Tens	Ones
6	2
1	4
7	6

$$\underline{7} \text{ tens} + \underline{6} \text{ ones}$$

$$\underline{70} + \underline{6} = \underline{76}$$

$\textcircled{2}$ $51 + 38 = ?$

Tens	Ones
5	1
3	8
8	9

$$\underline{8} \text{ tens} + \underline{9} \text{ ones}$$

$$\underline{80} + \underline{9} = \underline{89}$$

$\textcircled{3}$ $45 + 32 = ?$

Tens	Ones
4	5
3	2
7	7

$$\underline{7} \text{ tens} + \underline{7} \text{ ones}$$

$$\underline{70} + \underline{7} = \underline{77}$$

Find each sum.

$$\begin{array}{r} 65 \\ + 33 \\ \hline 98 \end{array}$$

$$\begin{array}{r} 40 \\ + 19 \\ \hline 59 \end{array}$$

$$\begin{array}{r} 72 \\ + 13 \\ \hline 85 \end{array}$$

$$\begin{array}{r} 35 \\ + 44 \\ \hline 79 \end{array}$$

$$\begin{array}{r} 18 \\ + 50 \\ \hline 68 \end{array}$$

$$\begin{array}{r} 22 \\ + 17 \\ \hline 39 \end{array}$$

$$\begin{array}{r} 56 \\ + 43 \\ \hline 99 \end{array}$$

$$\begin{array}{r} 43 \\ + 35 \\ \hline 78 \end{array}$$

$$\begin{array}{r} 22 \\ + 46 \\ \hline 68 \end{array}$$

$$\begin{array}{r} 70 \\ + 19 \\ \hline 89 \end{array}$$

$$\begin{array}{r} 41 \\ + 48 \\ \hline 89 \end{array}$$

$$\begin{array}{r} 74 \\ + 23 \\ \hline 97 \end{array}$$

$$\begin{array}{r} 57 \\ + 10 \\ \hline 67 \end{array}$$

$$\begin{array}{r} 35 \\ + 32 \\ \hline 67 \end{array}$$

$$\begin{array}{r} 16 \\ + 22 \\ \hline 38 \end{array}$$

$$\begin{array}{r} 20 \\ + 50 \\ \hline 70 \end{array}$$

$$\begin{array}{r} 45 \\ + 12 \\ \hline 57 \end{array}$$

$$\begin{array}{r} 51 \\ + 17 \\ \hline 68 \end{array}$$

$$\begin{array}{r} 24 \\ + 33 \\ \hline 57 \end{array}$$

$$\begin{array}{r} 14 \\ + 52 \\ \hline 66 \end{array}$$

Re-write each equation vertically as tens and ones to subtract.

EX $87 - 26 = ?$

Tens	Ones
8	7
- 2	- 6
6	1

$\underline{6}$ tens + $\underline{1}$ ones
 $\underline{60} + \underline{1} = \underline{61}$

① $95 - 31 = ?$

Tens	Ones
9	5
- 3	- 1
6	4

$\underline{6}$ tens + $\underline{4}$ ones
 $\underline{60} + \underline{4} = \underline{64}$

② $49 - 34 = ?$

Tens	Ones
4	9
- 3	- 4
1	5

$\underline{1}$ tens + $\underline{5}$ ones
 $\underline{10} + \underline{5} = \underline{15}$

③ $68 - 15 = ?$

Tens	Ones
6	8
- 1	- 5
4	3

$\underline{5}$ tens + $\underline{3}$ ones
 $\underline{50} + \underline{3} = \underline{53}$

Find each difference.

$$\begin{array}{r} 95 \\ - 23 \\ \hline 72 \end{array} \quad \begin{array}{r} 89 \\ - 16 \\ \hline 73 \end{array} \quad \begin{array}{r} 78 \\ - 63 \\ \hline 15 \end{array} \quad \begin{array}{r} 60 \\ - 40 \\ \hline 20 \end{array} \quad \begin{array}{r} 54 \\ - 12 \\ \hline 42 \end{array}$$

$$\begin{array}{r} 49 \\ - 27 \\ \hline 22 \end{array} \quad \begin{array}{r} 62 \\ - 51 \\ \hline 11 \end{array} \quad \begin{array}{r} 58 \\ - 17 \\ \hline 41 \end{array} \quad \begin{array}{r} 79 \\ - 26 \\ \hline 53 \end{array} \quad \begin{array}{r} 82 \\ - 72 \\ \hline 10 \end{array}$$

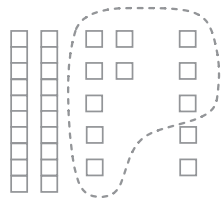
$$\begin{array}{r} 68 \\ - 15 \\ \hline 53 \end{array} \quad \begin{array}{r} 74 \\ - 43 \\ \hline 31 \end{array} \quad \begin{array}{r} 99 \\ - 74 \\ \hline 25 \end{array} \quad \begin{array}{r} 43 \\ - 30 \\ \hline 13 \end{array} \quad \begin{array}{r} 56 \\ - 54 \\ \hline 2 \end{array}$$

$$\begin{array}{r} 85 \\ - 34 \\ \hline 51 \end{array} \quad \begin{array}{r} 47 \\ - 22 \\ \hline 25 \end{array} \quad \begin{array}{r} 39 \\ - 33 \\ \hline 6 \end{array} \quad \begin{array}{r} 76 \\ - 50 \\ \hline 26 \end{array} \quad \begin{array}{r} 58 \\ - 24 \\ \hline 34 \end{array}$$

Draw tens and ones to represent the addition problem. Circle to show how you can make a new group of ten. Then, complete the equation and solve.

EX $27 + 5 = ?$

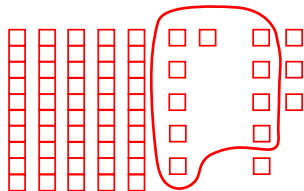
$$\begin{array}{r} 27 \\ + 3 \\ + 2 \\ \hline 30 \\ + 2 \\ \hline 32 \end{array} = ?$$



$27 + 5 = \underline{32}$

① $56 + 8 = ?$

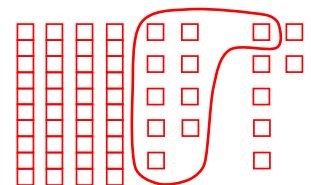
$$\begin{array}{r} 56 \\ + 4 \\ + 4 \\ \hline 60 \\ + 4 \\ \hline 64 \end{array} = ?$$



$56 + 8 = \underline{64}$

② $49 + 7 = ?$

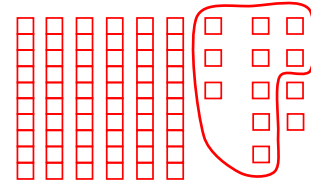
$$\begin{array}{r} 49 \\ + 1 \\ + 6 \\ \hline 50 \\ + 6 \\ \hline 56 \end{array} = ?$$



$49 + 7 = \underline{56}$

③ $63 + 9 = ?$

$$\begin{array}{r} 63 \\ + 7 \\ + 2 \\ \hline 70 \\ + 2 \\ \hline 72 \end{array} = ?$$



$63 + 9 = \underline{72}$

Use the strategy of making a ten to solve each addition problem.

<p>(EX) $36 + 7 = ?$</p> $\begin{array}{r} 36 + 4 + 3 = ? \\ \hline 40 + 3 = 43 \\ \hline 36 + 7 = 43 \end{array}$	<p>(1) $59 + 3 = ?$</p> $\begin{array}{r} 59 + 1 + 2 = ? \\ \hline 60 + 2 = 62 \\ \hline 59 + 3 = 62 \end{array}$
<p>(2) $87 + 8 = ?$</p> $\begin{array}{r} 87 + 3 + 5 = ? \\ \hline 90 + 5 = 95 \\ \hline 87 + 8 = 95 \end{array}$	<p>(3) $76 + 6 = ?$</p> $\begin{array}{r} 76 + 4 + 2 = ? \\ \hline 80 + 2 = 82 \\ \hline 76 + 6 = 82 \end{array}$

<p>(4) $65 + 9 = ?$</p> $\begin{array}{r} 65 + 5 + 4 = ? \\ \hline 70 + 4 = 74 \\ \hline 65 + 9 = 74 \end{array}$	<p>(5) $78 + 6 = ?$</p> $\begin{array}{r} 78 + 2 + 4 = ? \\ \hline 80 + 4 = 84 \\ \hline 78 + 6 = 84 \end{array}$
<p>(6) $19 + 4 = ?$</p> $\begin{array}{r} 19 + 1 + 3 = ? \\ \hline 20 + 3 = 23 \\ \hline 19 + 4 = 23 \end{array}$	<p>(7) $37 + 5 = ?$</p> $\begin{array}{r} 37 + 3 + 2 = ? \\ \hline 40 + 3 = 42 \\ \hline 37 + 5 = 42 \end{array}$

Solve each equation by adding tens and ones. Regroup if needed by making a ten with the ones and adding it to the tens column.

<p>(EX) $28 + 53 = ?$</p> <table border="1"> <thead> <tr> <th>Tens</th> <th>Ones</th> </tr> </thead> <tbody> <tr> <td>2</td> <td>8</td> </tr> <tr> <td>5</td> <td>3</td> </tr> <tr> <td>8</td> <td>1</td> </tr> </tbody> </table> <p>$28 + 53 = 81$</p>	Tens	Ones	2	8	5	3	8	1	<p>(1) $37 + 45 = ?$</p> <table border="1"> <thead> <tr> <th>Tens</th> <th>Ones</th> </tr> </thead> <tbody> <tr> <td>3</td> <td>7</td> </tr> <tr> <td>4</td> <td>5</td> </tr> <tr> <td>8</td> <td>2</td> </tr> </tbody> </table> <p>$37 + 45 = 82$</p>	Tens	Ones	3	7	4	5	8	2
Tens	Ones																
2	8																
5	3																
8	1																
Tens	Ones																
3	7																
4	5																
8	2																
<p>(2) $76 + 14 = ?$</p> <table border="1"> <thead> <tr> <th>Tens</th> <th>Ones</th> </tr> </thead> <tbody> <tr> <td>7</td> <td>6</td> </tr> <tr> <td>1</td> <td>4</td> </tr> <tr> <td>9</td> <td>0</td> </tr> </tbody> </table> <p>$76 + 14 = 90$</p>	Tens	Ones	7	6	1	4	9	0	<p>(3) $13 + 29 = ?$</p> <table border="1"> <thead> <tr> <th>Tens</th> <th>Ones</th> </tr> </thead> <tbody> <tr> <td>1</td> <td>3</td> </tr> <tr> <td>2</td> <td>9</td> </tr> <tr> <td>4</td> <td>2</td> </tr> </tbody> </table> <p>$13 + 29 = 42$</p>	Tens	Ones	1	3	2	9	4	2
Tens	Ones																
7	6																
1	4																
9	0																
Tens	Ones																
1	3																
2	9																
4	2																

<p>(4) $57 + 23 = ?$</p> <table border="1"> <thead> <tr> <th>Tens</th> <th>Ones</th> </tr> </thead> <tbody> <tr> <td>5</td> <td>7</td> </tr> <tr> <td>2</td> <td>3</td> </tr> <tr> <td>8</td> <td>0</td> </tr> </tbody> </table> <p>$57 + 23 = 80$</p>	Tens	Ones	5	7	2	3	8	0	<p>(5) $26 + 65 = ?$</p> <table border="1"> <thead> <tr> <th>Tens</th> <th>Ones</th> </tr> </thead> <tbody> <tr> <td>2</td> <td>6</td> </tr> <tr> <td>6</td> <td>5</td> </tr> <tr> <td>9</td> <td>1</td> </tr> </tbody> </table> <p>$26 + 65 = 91$</p>	Tens	Ones	2	6	6	5	9	1
Tens	Ones																
5	7																
2	3																
8	0																
Tens	Ones																
2	6																
6	5																
9	1																
<p>(6) $19 + 15 = ?$</p> <table border="1"> <thead> <tr> <th>Tens</th> <th>Ones</th> </tr> </thead> <tbody> <tr> <td>1</td> <td>9</td> </tr> <tr> <td>1</td> <td>5</td> </tr> <tr> <td>3</td> <td>4</td> </tr> </tbody> </table> <p>$19 + 15 = 34$</p>	Tens	Ones	1	9	1	5	3	4	<p>(7) $44 + 38 = ?$</p> <table border="1"> <thead> <tr> <th>Tens</th> <th>Ones</th> </tr> </thead> <tbody> <tr> <td>4</td> <td>4</td> </tr> <tr> <td>3</td> <td>8</td> </tr> <tr> <td>8</td> <td>2</td> </tr> </tbody> </table> <p>$44 + 38 = 82$</p>	Tens	Ones	4	4	3	8	8	2
Tens	Ones																
1	9																
1	5																
3	4																
Tens	Ones																
4	4																
3	8																
8	2																

Re-write each equation vertically as tens and ones to add. Regroup if needed by making a ten with the ones and adding it to the tens column.

EX $48 + 34 = ?$

Tens	Ones
4	8
3	4
8	2

$48 + 34 = 82$

① $27 + 14 = ?$

Tens	Ones
2	7
1	4
4	1

$27 + 14 = 41$

② $16 + 45 = ?$

Tens	Ones
1	6
4	5
6	1

$16 + 45 = 61$

③ $39 + 36 = ?$

Tens	Ones
3	9
3	6
7	5

$39 + 36 = 75$

Find each sum. Regroup if needed.

65	43	62	45	29
+ 26	+ 39	+ 19	+ 47	+ 51
91	82	81	92	80

35	56	47	28	72
+ 17	+ 28	+ 35	+ 46	+ 19
52	84	82	74	91

42	34	59	35	16
+ 48	+ 28	+ 17	+ 36	+ 26
90	62	76	71	42

25	45	52	44	25
+ 55	+ 17	+ 29	+ 16	+ 56
80	62	81	60	81

Add each set of three numbers. Regroup if needed by making a ten with the ones and adding it to the tens column.

EX

2	8
3	1
+ 3	3
9	2

①

3	2
1	9
+ 4	5
9	6

②

1	7
2	1
+ 5	4
9	2

③

6	0
1	7
+ 1	8
9	5

④

24
32
+ 16
72

⑤

48
11
+ 23
82

⑥

25
41
+ 17
83

Add each set of four numbers. Regroup if needed by making a ten with the ones and adding it to the tens column.

EX

1	3
3	4
+ 2	7
2	1
9	5

①

3	1
2	9
+ 1	4
1	5
8	9

②

2	2
3	8
+ 1	2
2	6
9	8

③

1	1
1	8
+ 4	2
2	6
9	7

④

24
27
12
+ 16
79

⑤

14
23
18
+ 25
80

⑥

13
26
35
+ 14
88

Solve each equation by subtracting tens and ones. Regroup if needed by borrowing a ten from the tens column and adding it to the ones column.

EX $93 - 55 = ?$

Tens	Ones
9	3
5	5
3	8

$93 - 55 = \underline{38}$

① $41 - 15 = ?$

Tens	Ones
4	1
1	5
2	6

$41 - 15 = \underline{26}$

② $73 - 46 = ?$

Tens	Ones
7	3
4	6
2	7

$73 - 46 = \underline{27}$

③ $53 - 27 = ?$

Tens	Ones
5	3
2	7
2	6

$53 - 27 = \underline{26}$

④ $80 - 23 = ?$

Tens	Ones
8	0
2	3
5	7

$80 - 23 = \underline{57}$

⑤ $66 - 27 = ?$

Tens	Ones
6	6
2	7
3	9

$66 - 27 = \underline{39}$

⑥ $32 - 18 = ?$

Tens	Ones
3	2
1	8
1	4

$32 - 18 = \underline{14}$

⑦ $54 - 28 = ?$

Tens	Ones
5	4
2	8
2	6

$54 - 28 = \underline{26}$

Re-write each equation as tens and ones to subtract. Regroup if needed by borrowing a ten from the tens column and adding it to the ones column.

EX $42 - 13 = ?$

Tens	Ones
4	2
2	9
1	3

$42 - 13 = \underline{29}$

① $87 - 19 = ?$

Tens	Ones
8	7
1	9
6	8

$87 - 19 = \underline{68}$

② $61 - 34 = ?$

Tens	Ones
6	1
3	4
2	7

$61 - 34 = \underline{27}$

③ $50 - 27 = ?$

Tens	Ones
5	0
2	7
2	3

$50 - 27 = \underline{23}$

Find each difference. Regroup if needed.

65	43	82	45	70
- 26	- 19	- 37	- 27	- 51
39	24	45	18	19

35	56	47	63	72
- 18	- 38	- 29	- 46	- 49
17	18	18	17	23

50	64	85	34	76
- 22	- 38	- 67	- 16	- 27
28	26	18	18	49

92	75	64	54	82
- 54	- 17	- 29	- 37	- 43
38	58	35	17	39

100 Three-Digit Operations

Add and subtract to find the numbers that are 10 less and 10 more than each number shown.

10 Less		10 More
202	212	222

10 Less		10 More
324	334	344

10 Less		10 More
819	829	839

10 Less		10 More
153	163	173

10 Less		10 More
632	642	652

10 Less		10 More
908	918	928

10 Less		10 More
761	781	791

10 Less		10 More
465	475	485

10 Less		10 More
587	597	607

10 Less		10 More
146	156	166

Three-Digit Operations 101

Add and subtract to find the numbers that are 100 less and 100 more than each number shown.

100 Less		100 More
705	805	905

100 Less		100 More
198	298	398

100 Less		100 More
247	347	447

100 Less		100 More
662	762	862

100 Less		100 More
381	481	581

100 Less		100 More
29	129	229

100 Less		100 More
550	650	750

100 Less		100 More
473	573	673

100 Less		100 More
614	714	814

100 Less		100 More
736	836	936

102 Three-Digit Operations

Re-write each equation vertically as hundreds, tens, and ones to add.

① $421 + 536 = ?$

	Hundreds	Tens	Ones
	4	2	1
+	5	3	6
	9	5	7

9 hundreds + 5 tens + 7 ones
900 + 50 + 7 = 957

② $142 + 326 = ?$

	Hundreds	Tens	Ones
	1	4	2
+	3	2	6
	4	6	8

4 hundreds + 6 tens + 8 ones
400 + 60 + 8 = 468

Three-Digit Operations 103

Find each sum.

① $\begin{array}{r} 107 \\ + 642 \\ \hline 749 \end{array}$

② $\begin{array}{r} 223 \\ + 571 \\ \hline 794 \end{array}$

③ $\begin{array}{r} 710 \\ + 168 \\ \hline 878 \end{array}$

④ $\begin{array}{r} 392 \\ + 406 \\ \hline 798 \end{array}$

⑤ $\begin{array}{r} 422 \\ + 257 \\ \hline 679 \end{array}$

⑥ $\begin{array}{r} 650 \\ + 335 \\ \hline 985 \end{array}$

⑦ $\begin{array}{r} 232 \\ + 505 \\ \hline 737 \end{array}$

Re-write each equation vertically as hundreds, tens, and ones to subtract.

①

$$679 - 238 = ?$$

Hundreds	Tens	Ones
6	7	9
- 2	- 3	- 8
4	4	1

$$\underline{4} \text{ hundreds} + \underline{4} \text{ tens} + \underline{1} \text{ ones}$$

$$\underline{400} + \underline{40} + \underline{1} = \underline{441}$$

②

$$583 - 182 = ?$$

Hundreds	Tens	Ones
5	8	3
- 1	- 8	- 2
4	0	1

$$\underline{4} \text{ hundreds} + \underline{0} \text{ tens} + \underline{1} \text{ ones}$$

$$\underline{400} + \underline{0} + \underline{1} = \underline{401}$$

Solve by adding tens, hundreds, and ones. Regroup if needed by making a ten with the ones and adding it to the tens column or by making a hundred with the tens and adding it to the hundreds column.

①

$$265 + 387 = ?$$

Hundreds	Tens	Ones
2	6	5
+ 3	+ 8	+ 7
6	5	2

$$265 + 387 = \underline{652}$$

②

$$452 + 109 = ?$$

Hundreds	Tens	Ones
4	5	2
+ 1	+ 0	+ 9
5	6	1

$$452 + 109 = \underline{561}$$

Find each difference.

①

$$\begin{array}{r} 9 \ 5 \ 7 \\ - 7 \ 2 \ 3 \\ \hline 2 \ 3 \ 4 \end{array}$$

②

$$\begin{array}{r} 7 \ 6 \ 4 \\ - 5 \ 1 \ 3 \\ \hline 2 \ 5 \ 1 \end{array}$$

③

$$\begin{array}{r} 7 \ 8 \ 2 \\ - 4 \ 6 \ 1 \\ \hline 3 \ 2 \ 1 \end{array}$$

④

$$\begin{array}{r} 3 \ 5 \ 7 \\ - 2 \ 0 \ 2 \\ \hline 1 \ 5 \ 5 \end{array}$$

⑤

$$\begin{array}{r} 653 \\ - 242 \\ \hline 411 \end{array}$$

⑥

$$\begin{array}{r} 987 \\ - 456 \\ \hline 531 \end{array}$$

⑦

$$\begin{array}{r} 479 \\ - 307 \\ \hline 172 \end{array}$$

Re-write each equation vertically as hundreds, tens, and ones to add. Regroup if needed.

①

$$347 + 284 = ?$$

Hundreds	Tens	Ones
3	4	7
+ 2	+ 8	+ 4
6	3	1

$$347 + 284 = \underline{631}$$

②

$$175 + 548 = ?$$

Hundreds	Tens	Ones
1	7	5
+ 5	+ 4	+ 8
7	2	3

$$175 + 548 = \underline{723}$$

Solve by subtracting tens, hundreds, and ones. Regroup if needed.

EX

$$855 - 381 = ?$$

Hundreds:	Tens	Ones
8	5	5
3	8	1
4	7	4

$$855 - 381 = \underline{474}$$

①

$$672 - 135 = ?$$

Hundreds:	Tens	Ones
6	7	2
1	3	5
5	3	7

$$672 - 135 = \underline{537}$$

②

$$408 - 245 = ?$$

Hundreds:	Tens	Ones
4	0	8
2	4	5
1	6	3

$$408 - 245 = \underline{163}$$

③

$$937 - 512 = ?$$

Hundreds:	Tens	Ones
9	3	7
5	1	2
4	2	5

$$937 - 512 = \underline{425}$$

Re-write each equation vertically as hundreds, tens, and ones to subtract. Regroup if needed.

EX

$$629 - 347 = ?$$

Hundreds:	Tens	Ones
6	2	9
3	4	7
2	8	2

$$629 - 347 = \underline{282}$$

①

$$491 - 125 = ?$$

Hundreds:	Tens	Ones
4	9	1
1	2	5
3	6	6

$$491 - 125 = \underline{366}$$

②

$$715 - 225 = ?$$

Hundreds:	Tens	Ones
7	1	5
2	2	5
4	9	0

$$715 - 225 = \underline{490}$$

③

$$948 - 568 = ?$$

Hundreds:	Tens	Ones
9	4	8
5	6	8
3	8	0

$$948 - 568 = \underline{380}$$

















Find each sum. Regroup if needed.

<p>①</p> $\begin{array}{r} \square \quad \square \quad \square \\ 1 \quad 5 \quad 6 \\ + 5 \quad 3 \quad 7 \\ \hline 6 \quad 9 \quad 3 \end{array}$	<p>②</p> $\begin{array}{r} \square \quad \square \quad \square \\ 2 \quad 7 \quad 9 \\ + 3 \quad 4 \quad 1 \\ \hline 6 \quad 2 \quad 0 \end{array}$	
<p>③</p> $\begin{array}{r} \square \quad \square \quad \square \\ 6 \quad 1 \quad 9 \\ + 1 \quad 5 \quad 8 \\ \hline 7 \quad 7 \quad 7 \end{array}$	<p>④</p> $\begin{array}{r} \square \quad \square \quad \square \\ 3 \quad 9 \quad 5 \\ + 2 \quad 4 \quad 5 \\ \hline 6 \quad 4 \quad 0 \end{array}$	
<p>⑤</p> $\begin{array}{r} \square \\ 812 \\ + 179 \\ \hline 991 \end{array}$	<p>⑥</p> $\begin{array}{r} \square \quad \square \\ 276 \\ + 584 \\ \hline 860 \end{array}$	<p>⑦</p> $\begin{array}{r} \square \\ 340 \\ + 475 \\ \hline 815 \end{array}$

Find each difference. Regroup if needed.

<p>①</p> $\begin{array}{r} \square \quad \square \quad \square \\ 8 \quad 5 \quad 2 \\ - 7 \quad 1 \quad 3 \\ \hline 1 \quad 3 \quad 9 \end{array}$	<p>②</p> $\begin{array}{r} \square \quad \square \quad \square \\ 6 \quad 6 \quad \square \\ - 7 \quad 6 \quad 4 \\ \hline 3 \quad 7 \quad 2 \end{array}$	
<p>③</p> $\begin{array}{r} \square \quad \square \quad \square \\ 9 \quad 8 \quad 1 \\ - 4 \quad 6 \quad 3 \\ \hline 5 \quad 1 \quad 8 \end{array}$	<p>④</p> $\begin{array}{r} \square \quad \square \quad \square \\ 5 \quad 10 \quad \square \\ - 6 \quad 0 \quad 5 \\ \hline 3 \quad 2 \quad 3 \end{array}$	
<p>⑤</p> $\begin{array}{r} 313 \\ - 435 \\ \hline 252 \end{array}$	<p>⑥</p> $\begin{array}{r} 210 \\ - 308 \\ \hline 154 \end{array}$	<p>⑦</p> $\begin{array}{r} 712 \\ - 582 \\ \hline 176 \end{array}$

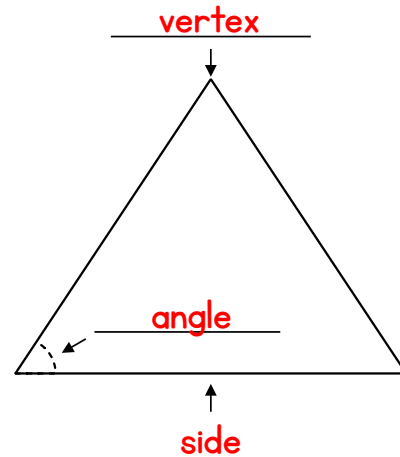
Draw a line to match each 2-D shape to its name.

		DIAMOND
		HEXAGON
		RECTANGLE
		OCTAGON
		TRAPEZOID
		TRIANGLE
		SQUARE
		CIRCLE







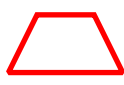

Label the parts of the shape using the words from the word bank.

WORD BANK

side angle vertex



Draw each shape. Fill in the blanks with the correct numbers.

<p>SQUARE</p>  <p><u>4</u> sides <u>4</u> vertices <u>4</u> angles</p>	<p>TRIANGLE</p>  <p><u>3</u> sides <u>3</u> vertices <u>3</u> angles</p>
<p>RECTANGLE</p>  <p><u>4</u> sides <u>4</u> vertices <u>4</u> angles</p>	<p>HEXAGON</p>  <p><u>6</u> sides <u>6</u> vertices <u>6</u> angles</p>
<p>PENTAGON</p>  <p><u>5</u> sides <u>5</u> vertices <u>5</u> angles</p>	<p>QUADRILATERAL</p>  <p><u>4</u> sides <u>4</u> vertices <u>4</u> angles</p>
<p>TRAPEZOID</p>  <p><u>4</u> sides <u>4</u> vertices <u>4</u> angles</p>	<p>OCTAGON</p>  <p><u>8</u> sides <u>8</u> vertices <u>8</u> angles</p>

Fill in the correct bubble to answer each question.

Which of these shapes is NOT a type of quadrilateral?

- square pentagon diamond

Which of these shapes has more vertices than a rectangle?

- trapezoid triangle hexagon

Which of these shapes has the fewest number of sides?

- triangle rectangle pentagon





Which of these shapes has an odd number of sides?

- hexagon quadrilateral pentagon

Which of these shapes has the greatest number of vertices?

- octagon hexagon trapezoid

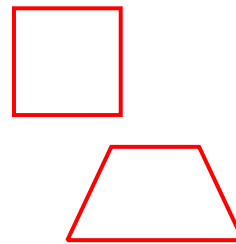
In each row, circle the shapes that have the same name. Write the name on the line.

 <p><u>rectangle</u></p>
 <p><u>triangle</u></p>
 <p><u>pentagon</u></p>
 <p><u>circle</u></p>

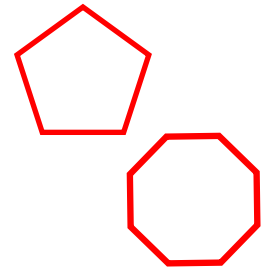
In each box, draw two different shapes that match the description.

answers may vary

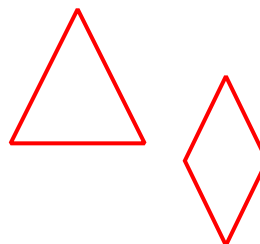
Shapes that have 4 sides



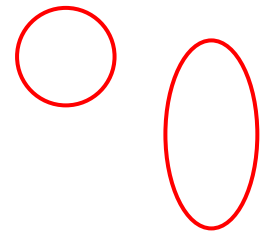
Shapes that have more than 4 vertices



Shapes that have fewer than 5 angles



Shapes that are curved



122 Three-Dimensional Shapes

Draw a line to match each 3-D shape to its name.

RECTANGULAR PRISM

CONE

SPHERE

PYRAMID

CUBE

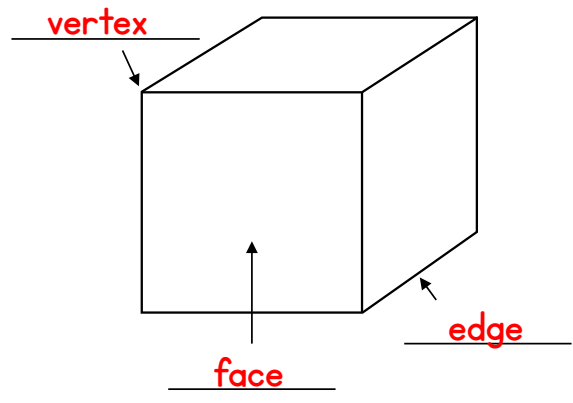
CYLINDER

Three-Dimensional Shapes 123

Label the parts of the three-dimensional shape using the words from the word bank.

WORD BANK

edge face vertex



124 Three-Dimensional Shapes

Fill in the correct bubble to answer each question.

How many faces does a rectangular prism have?
 4 6 8

What shape is each face of a cube?
 triangle circle square

How many flat faces does a cylinder have?
 0 1 2

How many flat faces does a cone have?
 0 1 2

Which of these shapes has no vertices?
 sphere cube pyramid

Three-Dimensional Shapes 125

Circle the 3-D shapes in each group that match the description given.

Circle the solid figures that have **8 vertices**.

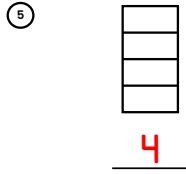
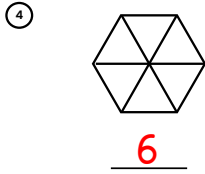
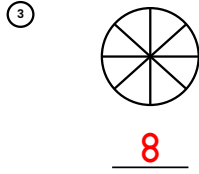
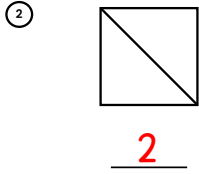
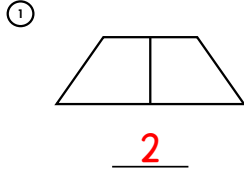
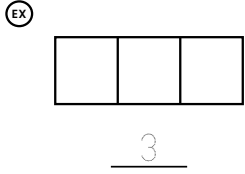
Circle the solid figures that have a **curved surface**.

Circle the solid figures that have a **circular base**.

Circle the solid figures that have **fewer than 6 faces**.

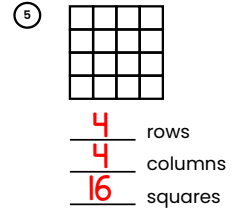
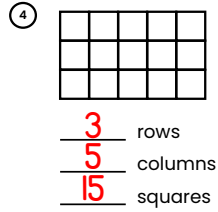
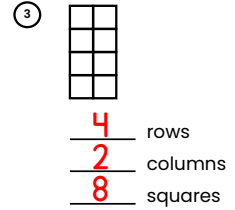
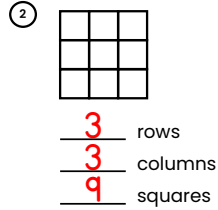
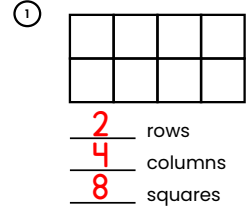
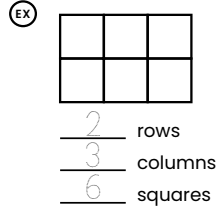
126 Shapes to Represent Fractions

Write the number of equal shares shown in each shape.




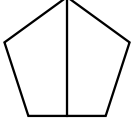
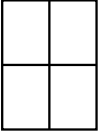
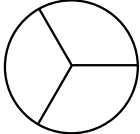
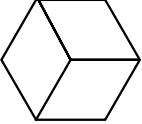
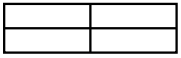
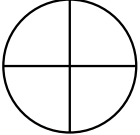
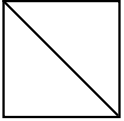
127 Shapes to Represent Fractions

Write the number of rows, columns, and square tiles within each rectangle.



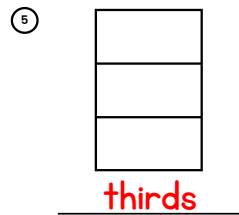
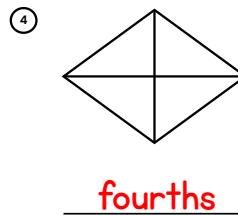
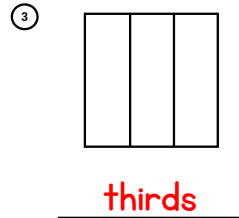
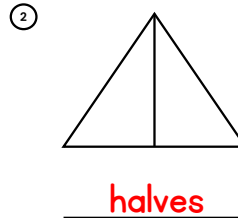
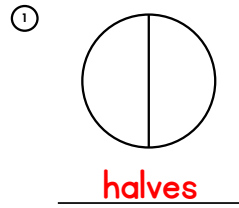
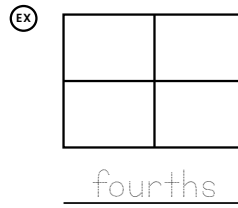
128 Shapes to Represent Fractions

Circle whether each shape shows halves, thirds, or fourths.

	halves thirds quarters		halves thirds quarters
	halves thirds quarters		halves thirds quarters
	halves thirds quarters		halves thirds quarters
	halves thirds quarters		halves thirds quarters


129 Shapes to Represent Fractions

Write whether each shape is divided into halves, thirds, or fourths.



Draw lines to divide each shape into halves. Color one half.


①




②



③




④

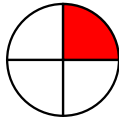


Draw lines to divide each shape into quarters. Color one fourth.

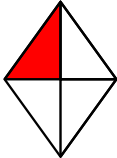
①



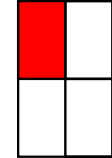
②



③



④



Color one share of each shape. Write **half**, **third**, or **fourth** to complete each sentence.

EX



One third of the square is shaded.

①



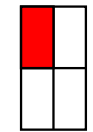
One **fourth** of the circle is shaded.

②



One **half** of the diamond is shaded.

③



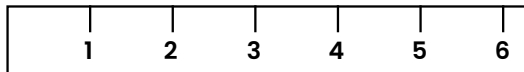

One **fourth** of the rectangle is shaded.

④

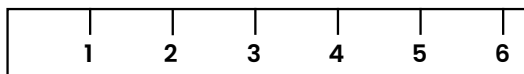



One **half** of the triangle is shaded.

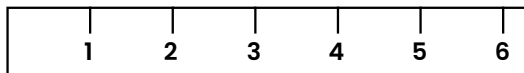

Use the inch ruler shown to estimate the length of each object in inches.



5 inches

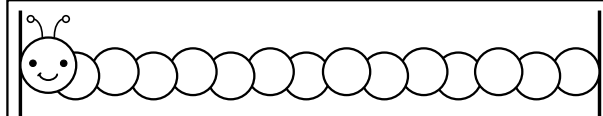


2 inches

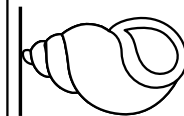


3 inches

Use a ruler or measuring tape to measure each item to the nearest inch.



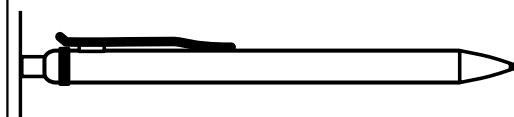
7 inches



2 inches



4 inches



6 inches

Use a ruler or measuring tape to find the lengths of these real-life objects in both inches and feet (to the nearest foot).

- ① The width of a window **Answers will vary. Check that the lengths in inches and feet are equivalent.**
 _____ inches _____ feet
- ② The length of a desk or table
 _____ inches _____ feet
- ③ The height of a person
 _____ inches _____ feet
- ④ The length of a poster, banner, or other picture
 _____ inches _____ feet
- ⑤ The height of a chair
 _____ inches _____ feet

Use a yardstick to find the lengths of these real-life objects to the nearest yard.

answers will vary

- ① A vehicle
 _____ yards
- ② The room you are in
 _____ yards
- ③ A countertop
 _____ yards
- ④ A long piece of furniture like a sofa, bench, or bed
 _____ yards
- ⑤ A large item of your choice
 _____ yards

Fill in the missing numbers to show the same lengths in inches, feet, and yards as each length given.

Inches	Feet
12	1

Inches	Feet
48	4

Inches	Feet
24	2

Inches	Feet
60	5

Inches	Feet	Yards
36	3	1

Inches	Feet	Yards
72	6	2

Fill in the correct bubble to answer each question.

Which of these is most likely to be the length of a notebook?

- 10 inches 10 feet 10 yards

Which of these is most likely to be the length of a blanket?

- 6 inches 6 feet 6 yards

Which of these is most likely to be the length of a motorcycle?

- 2 inches 2 feet 2 yards

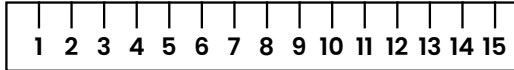

Which of these is most likely to be the length of a pen?

- 2 inches 7 inches 18 inches

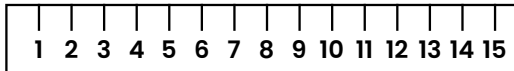

Which of these is most likely to be the length of a bicycle?

- 1 foot 5 feet 10 feet

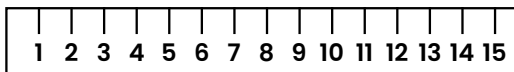

Use the centimeter ruler shown to estimate the length of each object in centimeters.



14 centimeters

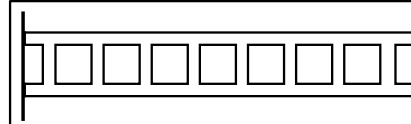


6 centimeters

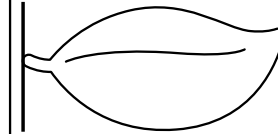


8 centimeters


Use a ruler or measuring tape to measure each item to the nearest centimeter.



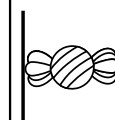
12 centimeters



8 centimeters



4 centimeters



3 centimeters

Use a ruler or measuring tape to find the lengths of these real-life objects in centimeters.

answers will vary

- ① A paperclip _____ centimeters ② A marker _____ centimeters

- ③ A piece of paper _____ centimeters ④ Your hand _____ centimeters

Use a meterstick to find the lengths of these real-life objects to the nearest meter.

answers will vary

- ① The height of a person _____ meters ② A rug _____ meters

- ③ A bookcase _____ meters ④ A jump rope _____ meters

Fill in the correct bubble to answer each question.

Which of these is most likely to be the length of a picture frame?

- 2 centimeters 2 meters 20 centimeters

Which of these is most likely to be the length of a phone?

- 1 centimeter 14 centimeters 40 centimeters

Which of these is most likely to be the length of a car?

- 5 centimeters 50 centimeters 500 centimeters

Which of these is most likely to be the length of a dining table?

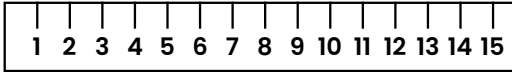

- 2 meters 6 meters 10 meters

Which of these is most likely to be the length of a hot dog?

- 2 centimeters 15 centimeters 1 meter

144 Measuring Length

Answer the questions based on the pictures below showing a rope, a crayon, and a centimeter ruler.



- ① How long is the rope? 11 centimeters
- ② How long is the crayon? 8 centimeters
- ③ How much longer is the rope than the crayon?
3 centimeters

Fill in the missing numbers to show the same lengths in centimeters and meters as each length given.

Centimeters	Meters
100	1

Centimeters	Meters
300	3

Centimeters	Meters
400	4

Centimeters	Meters
200	2

146 Graphing Data

Use the picture graph to answer the questions below.

FRUITS										
	oranges									
	lemons									
	apples									

- ① How many of each fruit are there?
 8 3 5
- ② How many pieces of fruits are there all together?
8 + 3 + 5 = 16
- ③ How many more oranges are there than apples?
8 - 5 = 3
- ④ How many fewer lemons are there than oranges?
8 - 3 = 5

Measuring Length 145

Answer the word problems about measurement.

Rosa is 52 inches tall. Alan is 48 inches tall. How much taller is Rosa than Alan?

$$52 - 48 = 4$$

4 inches

Kelsey runs for 70 meters. Hannah runs for 110 meters. How far do they run all together?

$$70 + 110 = 180$$

180 meters

Terry uses a measuring tape to find the distance around 2 balls. The soccer ball is 68 centimeters and the baseball is 23 centimeters. How much larger is the soccer ball?

$$68 - 23 = 45$$

45 centimeters


Graphing Data 147

Fill in the totals on the tally chart. Then, use the tally chart to answer the questions below.

STUDENTS' FAVORITE ICE CREAM FLAVORS	Total
chocolate	<u>11</u>
vanilla	<u>3</u>
strawberry	<u>7</u>
peanut butter	<u>4</u>

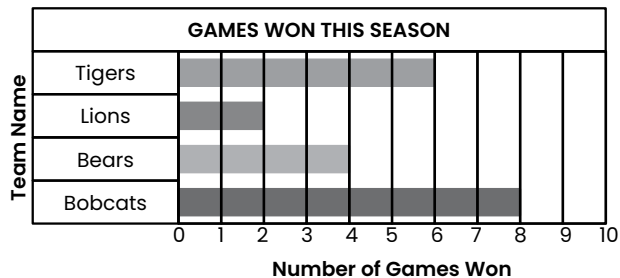
- ① Which flavor was chosen by the most students? chocolate
- ② How many more students chose chocolate than peanut butter? 7
- ③ How many students chose either vanilla or strawberry? 10

Complete the tally chart based on the picture below.



INSECTS		Total
	<u>9</u>	<u>9</u>
	<u>6</u>	<u>6</u>
	<u>10</u>	<u>10</u>

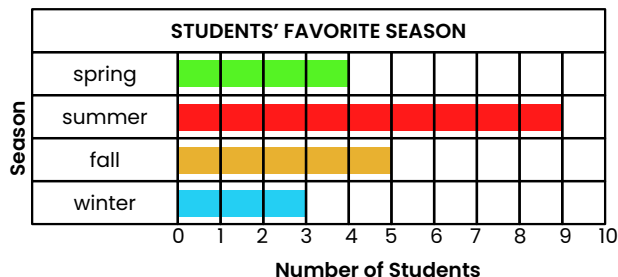
Use the bar graph to answer the questions below.



- How many games did the Bears win? 4
- How many games did the Lions and the Tigers win? 8
- How many more games did the Tigers win than the Bears? 2
- How many more games did the Bobcats win than the Lions? 6

Make a bar graph to show the data given. Then, answer the questions below.

Mr. Tate asked the students in his class what their favorite season was. 4 students chose spring, 9 students chose summer, 5 students chose fall, and 3 students chose winter.

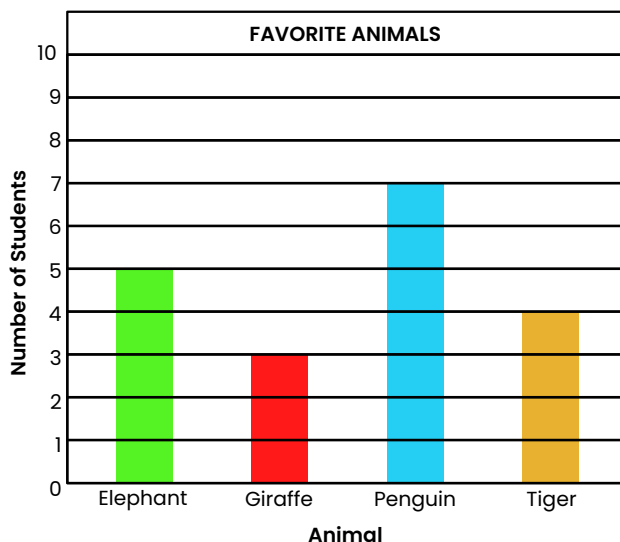


- Which season is the least popular? winter
- How many students chose spring or fall? 7
- How many more students chose summer than fall? 4
- How many students are in the class? 21

Make a bar graph to show the data given.

Students chose their favorite animal that they saw on a field trip to the zoo.









- 5 students chose elephants.
- 7 students chose penguins.
- 3 students chose giraffes.
- 4 students chose tigers.











Answer the question below based on the graph you made on the previous page.

- How many students chose penguins or giraffes as their favorite animal? 10
- How many more students chose penguins than tigers? 3
- How many students chose tigers or elephants as their favorite animal? 9
- How many students are there all together? 19
- How many fewer students chose tigers than elephants? 1
- How many more votes did the most popular animal get than the least popular animal? 4





Draw hands onto each clock to show the correct time.

	10:15		5:40
	2:30		11:05
	3:35		9:50
	6:10		1:25

Write the time shown on each clock.

	<u>1:20</u>		<u>3:30</u>
	<u>7:45</u>		<u>4:55</u>
	<u>4:00</u>		<u>8:35</u>
	<u>9:15</u>		<u>11:10</u>

For each time given, draw hands on the analog clock on the left and numbers on the digital clock on the right.

	eleven o'clock	<u>11:00</u>
	half past ten	<u>10:30</u>
	a quarter past one	<u>1:15</u>
	five minutes past noon	<u>12:05</u>

Fill in the correct bubble to answer each question.

Which time is the same as a quarter past four in the afternoon?

- 4:15 a.m. 4:15 p.m. 4:30 p.m.

Which time shows midnight?

- 12:00 a.m. 6:00 p.m. 12:00 p.m.

Which time is the same as eight thirty in the morning?

- 8:00 a.m. 8:30 a.m. 8:30 p.m.

Which of these is most likely to be the time someone eats lunch?

- 1:00 a.m. 11:30 a.m. 12:30 a.m.

Which of these is most likely to be someone's bedtime?

- 7:15 a.m. 11:00 a.m. 9:00 p.m.

Write the value of each coin.



1 ¢



25 ¢



5 ¢



10 ¢



5 ¢



1 ¢



25 ¢



10 ¢

Write the total value of the coins below.



58 ¢

Write the name of each coin on the line.



penny



nickel



dime



quarter



Write the total value of the coins.

- ① 1 quarter and 2 dimes 45 ¢
- ② 1 dime, 1 nickel, and 3 pennies 18 ¢
- ③ 1 quarter, 1 dime, 2 nickels, and 4 pennies 49 ¢

Fill in the blanks with a number to make each sentence true.

- ① 1 dime is equal to 2 nickels.
- ② 2 quarters are equal to 5 dimes.
- ③ 4 dimes are equal to 1 quarter and 15 pennies.
- ④ 5 dimes and 5 nickels are equal to 3 quarters.

Allie and Shane each have the coins shown below. Fill in the blanks to tell about their coins.

Allie's Coins



Shane's Coins



- ① Allie has 27 ¢ and Shane has 25 ¢.
- ② Together, Allie and Shane have 52 ¢.
- ③ Allie has 2 ¢ more than Shane.

Write or draw two different ways to use coins to make the amount shown.

answers may vary



28¢



17¢



41¢



60¢



Fill in the blanks with the correct number to make each statement true.



- 1 $\$1.00 = \underline{100}$ pennies 2 $\$1.00 = \underline{20}$ nickels
- 3 $\$1.00 = \underline{10}$ dimes 4 $\$1.00 = \underline{4}$ quarters

Tom has the coins shown below. Answer the questions that follow.



- 1 How much money does Tom have? 52¢
- 2 How much more would Tom need to make \$1.00? 48¢
- 3 Which coins could make that amount of money? 4 dimes and 8 pennies **answers may vary**

Answer the word problems about money in a complete sentence.

Landon has two \$10 bills, two \$5 bills, and four \$1 bills. How much money does he have?

Landon has \$34.

Abby has \$12. She gets \$5 each week for allowance. How much money will she have at the end of two weeks?

Abby will have \$22.

Ashley has three quarters. Gina has 7 dimes. How much more money does Ashley have than Gina?

Ashley has 5 more cents than Gina.

Count the money. Write the total on the line.

	\$ <u>12</u>
	\$ <u>18</u>
	\$ <u>40</u>
	\$ <u>57</u>

Answer the word problems about money in a complete sentence.

Keenan has one \$20 bill, two \$5 bills, and three \$1 bills. If he spends \$30 on a video game, how much money will he have left?

Keenan will have \$3 left.

Omar has \$1. He buys candy that costs 65¢. How much change will he get back?

Omar will get 35¢ back.

A cheeseburger costs \$2. How many cheeseburgers could you buy with a \$10 bill?

You could buy 5 cheeseburgers.